



GUAM ELECTION COMMISSION

Kumision Ileksion Guåhan

Your VOTE is your voice. ✓ BOTA ya un ma kuenta.



December 19, 2014

Honorable Judith T. Won Pat, Ed.D.
Speaker
I Mina' Trentai Dos Na Liheslaturan Guåhan
155 Hesler Place
Hagåtña, Guam 96910

32-14-2334
Office of the Speaker
Judith T. Won Pat, Ed.D.
Date: 12/15/14
Time: 5:00p
Received By: [Signature]
2014 DEC 22 AM 11:55

Hafa Adai Speaker Won Pat,

Pursuant to Public Law 32-134, the Guam Election Commission respectfully submits the certified results of the November 4, 2014 General Election reflecting the approval of the **allowing the medical use of cannabis, amending provisions of the controlled substances act, providing penalties, and for other purposes, shall be allowed within Guam; to be known as the "Joaquin (KC) Concepcion II Compassionate Cannabis Use Act of 2013."**

Si Yu'os ma'ase for your continued support of the Guam Election Commission. Please let us know if you require additional information.

Sinsramente,

[Signature]
MARIA I.D. PANGELINAN
Executive Director

Enclosure

cc: Honorable Rory J. Respicio
Chairperson, Committee on Rules, Federal, Foreign &
Micronesia Affairs, Human & Natural Resources, and Election Reform

2334



GUAM ELECTION COMMISSION
Kumision Ileksion Guåhan



Your **VOPE** is your voice. ✓ **BOTA** ya un ma kuenta.

**CERTIFICATION OF VOTES FOR THE
 2014 GENERAL ELECTION**

ISLANDWIDE


GOVERNOR / LT. GOVERNOR	<u>37373</u>
NON-VOTING DELEGATE TO THE U.S. HOUSE OF REPRESENTATIVES LEGISLATURE	<u>37373</u> <u>37373</u>
JUDICIAL RETENTION QUESTIONS	<u>37373</u>
ATTORNEY GENERAL	<u>37373</u>
GUAM EDUCATION BOARD	<u>37373</u>
CONSOLIDATED COMMISSION ON UTILITIES	<u>37373</u>
LEGISLATIVE-SUBMITTED REFERENDUM	<u>37373</u>

CERTIFIED BY:

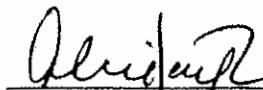
GUAM ELECTION COMMISSION BOARD OF DIRECTORS

NOV 22 2014


DATE CERTIFIED




Joseph F. Mesa Date
 Chairman




Alice M. Taijeron Date
 Vice-Chairperson



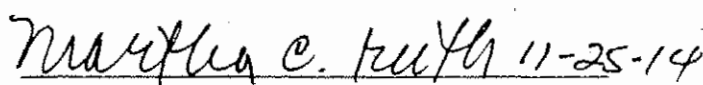
Dot H. Chagnalaf Date
 Member




G. Patrick Civile Date
 Member



Joseph P. Mafnas Date
 Member



Martha C. Ruth Date
 Member



Johnny P. Taitano Date
 Member

SUMMARY REPORT

GUAM
GENERAL ELECTION
NOVEMBER 4, 2014

(2014 Guam GE M650)

RUN DATE:11/25/14 12:34 AM

REPORT-EL45 PAGE 001

	VOTES	PERCENT
PRECINCTS COUNTED (OF 58)	58	100.00
REGISTERED VOTERS - TOTAL	51,975	
BALLOTS CAST - TOTAL	37,373	
VOTER TURNOUT - TOTAL		71.91

Governor and Lt Governor

VOTE FOR 1		
(WITH 58 OF 58 PRECINCTS COUNTED)		
1. CALVO/TENORIO INC (REP)	22,512	63.70
1. GUTIERREZ/GUMATAOTAO (DEM)	12,712	35.97
WRITE-IN	117	.33
Total	35,341	
Over Votes	1,512	
Under Votes	516	

Guam Legislature

VOTE FOR 15		
(WITH 58 OF 58 PRECINCTS COUNTED)		
1. AGUON JR., Frank Blas INC (DEM)	23,223	5.38
3. RODRIGUEZ JR., Dennis G. INC (DEM)	21,820	5.05
4. ADA, Tony INC (REP)	20,410	4.73
10. ESPALDON, Jim. (REP)	19,564	4.53
8. MORRISON, Tommy INC (REP)	19,501	4.52
15. ADA, Thomas C. INC (DEM)	19,129	4.43
1. TORRES, Mary Camacho (REP)	17,876	4.14
11. UNDERWOOD, Nerissa Bretania (DEM)	16,855	3.90
12. WON PAT, Judith T. P. INC (DEM)	16,822	3.90
10. SAN NICOLAS, Michael F.Q. INC (DEM)	16,738	3.88
13. MUNA BARNES, Tina INC (DEM)	16,635	3.85
7. BLAS JR., Frank F. (REP)	16,565	3.84
9. CRUZ, Benjamin J.F. INC (DEM)	16,050	3.72
5. RESPICIO, Rory J. INC (DEM)	15,774	3.65
9. McCREADIE, Brant T. INC (REP)	15,577	3.61
11. YAMASHITA, PhD Aline A. INC (REP)	15,240	3.53
3. DUENAS, Christopher M. INC (REP)	15,072	3.49
14. CASTRO, Wil (REP)	14,616	3.38
12. MENDIOLA, Adonis J.C. (REP)	13,284	3.08
6. LEON GUERRERO, Glenn A. (REP)	13,081	3.03
7. PALACIOS, Adolpho Borja (DEM)	12,498	2.89
6. GUTHERTZ, Dr. Judith Paulette (DEM)	11,959	2.77
8. CRISTOBAL, Hope Alvarez (DEM)	10,845	2.51
2. BLAS, Roland (REP)	10,288	2.38
2. BAZA-HILLS, Derick (DEM)	9,295	2.15
13. TAITANO, Michelle H. (REP)	8,973	2.08
15. BENAVENTE, Felix C. (REP)	7,017	1.62
5. PEREZ, Valentino Gumataotao (REP)	6,777	1.57
4. CRUZ JR., Rodney A. (DEM)	6,456	1.49
14. UNGACTA, Frank T. Jr. (DEM)	3,357	.78
WRITE-IN	566	.13
Total	431,863	
Over Votes	5,356	
Under Votes	122,814	

NV Delegate U.S. Rep.

VOTE FOR 1		
(WITH 58 OF 58 PRECINCTS COUNTED)		
1. BORDALLO, Madeleine Z. INC (DEM)	20,693	57.86
1. METCALFE, Margaret G. (REP)	14,956	41.82
WRITE-IN	113	.32
Total	35,762	
Over Votes	162	
Under Votes	1,444	

RETAIN TORRES

VOTE FOR 1		
(WITH 58 OF 58 PRECINCTS COUNTED)		
YES	24,635	82.45
NO	5,242	17.55
Total	29,877	
Over Votes	15	
Under Votes	7,459	

RETAIN BORDALLO

VOTE FOR 1		
(WITH 58 OF 58 PRECINCTS COUNTED)		
YES	24,361	85.98
ND	3,973	14.02
Total	28,334	
Over Votes	11	
Under Votes	8,999	

NON Attorney General

VOTE FOR 1		
(WITH 58 OF 58 PRECINCTS COUNTED)		
1. BARRETT-ANDERSON, Elizabeth	23,260	66.62
2. RAPADAS, Leonard M. INC	11,608	33.25
WRITE-IN	48	.14
Total	34,916	
Over Votes	62	
Under Votes	2,386	

NON Guam Education Board

VOTE FOR 6		
(WITH 58 OF 58 PRECINCTS COUNTED)		
1. ADA, Peter Alexxis O. INC	20,726	16.10
4. CRUZ, Dr. Jose Q. INC	16,514	12.83
6. SAN NICOLAS, Lourdes B.S.	14,886	11.57
3. BENAVENTE, Lourdes M. INC	14,846	11.54
9. SAN AGUSTIN, Albert T. INC	14,824	11.52
8. GUTIERREZ, Maria A. INC	13,462	10.46
7. TAINATONGO, Rosie Rivera	12,484	9.70
2. SANTOS, Joseph Cruz	11,701	9.09
5. AYUYU, Ronald A. INC	9,256	7.19
Total	128,699	
Over Votes	733	
Under Votes	94,436	

RUN DATE:11/25/14 12:34 AM

REPORT-EL45 PAGE 002

VOTES PERCENT

NON Consolidated Commission on Utilities

VOTE FOR 3

(WITH 58 OF 58 PRECINCTS COUNTED)

1. SANCHEZ II, Simon A. INC	17,692	20.86
3. SANTOS, Francis E.	9,835	11.60
8. BAMBA, Joseph G.	8,787	10.36
7. PALOMO, Benigno M. INC	8,302	9.79
6. HAGEN, William.	8,229	9.70
11. HARA, Eloy P. INC	7,411	8.74
2. LEON GUERRERO, Andrew S.	7,298	8.61
9. PAYNE, William.	4,879	5.75
4. GARRIDO, Earl J.	4,761	5.61
10. SERVINO, Jose S..	4,156	4.90
5. TUPAZ, Fred Quinene	3,388	4.00
WRITE-IN.	58	.07
Total	84,796	
Over Votes	2,564	
Under Votes	24,671	

LEGISLATIVE SUBMITTED REFERENDUM

VOTE FOR 1

(WITH 58 OF 58 PRECINCTS COUNTED)

YES	19,692	56.48
NO.	15,175	43.52
Total	34,867	
Over Votes	15	
Under Votes	2,482	

WITH 58 OF 58 PRECINCTS REPORTING

01 = REGISTERED VOTERS - TOTAL 51,975
02 = BALLOTS CAST - TOTAL 37,373

03 = VOTER TURNOUT - TOTAL 71.91

	01	02	03
0001 1 HAGATNA	497	396	79.68
0002 2 ASAN-MAINA	1162	896	77.11
0003 3 PITI	903	686	75.97
0004 4 AGAT	899	652	72.53
0005 4A AGAT	818	590	72.13
0006 4B AGAT	839	616	73.42
0007 5 SANTA RITA	889	664	74.69
0008 5A SANTA RITA	920	714	77.61
0009 6 UMATAC	762	573	75.20
0010 7 MERIZO	613	445	72.59
0011 7A MERIZO	670	483	72.09
0012 8 INARAJAN	1005	754	75.02
0013 8A INARAJAN	940	700	74.47
0014 9 TALOFOFO	964	715	74.17
0015 9A TALOFOFO	807	616	76.33
0016 10 YONA	959	702	73.20
0017 10A YONA	894	665	74.38
0018 10B YONA	743	578	77.79
0019 11 ORDOT-CHALAN PAGO	726	577	79.48
0020 11A ORDOT-CHALAN PAGO	876	660	75.34
0021 11B ORDOT-CHALAN PAGO	825	639	77.45
0022 12 SINAJANA	968	740	76.45
0023 12A SINAJANA	909	716	78.77
0024 13 AGANA HEIGHTS	840	662	78.81
0025 13A AGANA HEIGHTS	939	729	77.64
0026 14 MONG MONG-TOTO-MAITE	1121	816	72.79
0027 14A MONG MONG-TOTO-MAITE	923	700	75.84
0028 15 BARRIGADA	808	589	72.90
0029 15A BARRIGADA	901	667	74.03
0030 15B BARRIGADA	874	669	76.54
0031 15C BARRIGADA	849	637	75.03
0032 16 MANGILAO	933	647	69.35
0033 16A MANGILAO	1010	699	69.21
0034 16B MANGILAO	986	695	70.49
0035 16C MANGILAO	1000	696	69.60
0036 17 TAMUNING	845	596	70.53
0037 17A TAMUNING	904	639	70.69
0038 17B TAMUNING	879	574	65.30
0039 17C TAMUNING	855	595	69.59
0040 17D TAMUNING	843	559	66.31
0041 18 DEDEDO	847	594	70.13
0042 18A DEDEDO	843	586	69.51
0043 18B DEDEDO	675	483	71.56
0044 18C DEDEDO	703	479	68.14
0045 18D DEDEDO	708	488	68.93
0046 18E DEDEDO	838	566	67.54
0047 18F DEDEDO	950	643	67.68
0048 18G DEDEDO	1080	737	68.24
0049 18H DEDEDO	791	547	69.15
0050 18I DEDEDO	922	619	67.14
0051 18J DEDEDO	793	556	70.11
0052 18K DEDEDO	1126	746	66.25
0053 18L DEDEDO	1195	776	64.94
0054 19 YIGO	1087	744	68.45
0055 19A YIGO	1049	690	65.78
0056 19B YIGO	1096	709	64.69

NUMBERED KEY CANVASS

GUAM
GENERAL ELECTION
NOVEMBER 4, 2014

(2014 Guam GE M650)

RUN DATE:11/25/14 00:32 AM

REPORT-EL52 PAGE 0002

WITH 58 OF 58 PRECINCTS REPORTING

01 = REGISTERED VOTERS - TOTAL
02 = BALLOTS CAST - TOTAL

TOTAL PERCENT
51,975
37,373

03 = VOTER TURNOUT - TOTAL

TOTAL PERCENT
71.91

(CONTINUED FROM PREVIOUS PAGE)

	01	02	03
0057 19C YIG0	1134	753	66.40
0058 19D YIG0	1040	711	68.37

WITH 58 OF 58 PRECINCTS REPORTING

Governor and Lt Governor

VOTE FOR 1

01 = 1. GUTIERREZ/GUMATAOTAO (DEM) 12,712 35.97
 02 = 1. CALVO/TENORIO INC (REP) 22,512 63.70
 03 = WRITE-IN 117 .33

04 = OVER VOTES
 05 = UNDER VOTES

VOTES PERCENT

1,512
 516

	01	02	03	04	05
0001 1 HAGATNA	107	258	4	15	12
0002 2 ASAN-MAINA	322	536	1	20	17
0003 3 PITI	239	419	0	13	15
0004 4 AGAT	239	368	5	32	8
0005 4A AGAT	212	351	2	21	4
0006 4B AGAT	233	351	3	19	10
0007 5 SANTA RITA	222	403	0	28	11
0008 5A SANTA RITA	262	416	4	20	12
0009 6 UMATAC	197	356	1	14	5
0010 7 MERIZO	190	245	1	7	1
0011 7A MERIZO	228	241	0	10	4
0012 8 INARAJAN	298	436	0	15	5
0013 8A INARAJAN	304	389	1	1	5
0014 9 TALOFOFO	319	374	2	13	7
0015 9A TALOFOFO	272	324	1	14	5
0016 10 YONA	243	433	1	17	8
0017 10A YONA	225	422	1	8	9
0018 10B YONA	216	334	0	16	12
0019 11 ORDOT-CHALAN PAGO	174	379	3	13	8
0020 11A ORDOT-CHALAN PAGO	217	416	0	20	7
0021 11B ORDOT-CHALAN PAGO	216	395	0	18	10
0022 12 SINAJANA	230	470	3	27	10
0023 12A SINAJANA	231	444	2	20	19
0024 13 AGANA HEIGHTS	296	335	4	16	9
0025 13A AGANA HEIGHTS	291	414	4	9	11
0026 14 MONG MONG-TOTO-MAITE	220	558	2	27	9
0027 14A MONG MONG-TOTO-MAITE	188	478	2	27	5
0028 15 BARRIGADA	179	379	3	20	8
0029 15A BARRIGADA	184	451	5	21	6
0030 15B BARRIGADA	222	416	2	20	9
0031 15C BARRIGADA	176	432	2	18	9
0032 16 MANGILAO	205	408	1	20	13
0033 16A MANGILAO	247	415	3	26	8
0034 16B MANGILAO	219	440	1	25	10
0035 16C MANGILAO	235	428	1	19	13
0036 17 TAMUNING	145	402	3	31	15
0037 17A TAMUNING	183	400	7	36	13
0038 17B TAMUNING	167	364	3	32	8
0039 17C TAMUNING	168	391	3	23	10
0040 17D TAMUNING	157	361	2	35	4
0041 18 DEDEDO	205	339	1	41	8
0042 18A DEDEDO	189	346	1	47	3
0043 18B DEDEDO	153	278	0	43	9
0044 18C DEDEDO	181	261	0	31	6
0045 18D DEDEDO	130	299	1	44	14
0046 18E DEDEDO	185	339	3	33	5
0047 18F DEDEDO	207	373	3	49	11
0048 18G DEDEDO	249	419	2	55	12
0049 18H DEDEDO	204	309	4	30	0
0050 18I DEDEDO	203	368	1	38	9
0051 18J DEDEDO	193	327	1	29	6
0052 18K DEDEDO	263	435	2	35	11
0053 18L DEDEDO	264	451	0	50	11

WITH 58 OF 58 PRECINCTS REPORTING

Governor and Lt Governor

VOTE FOR 1

01 = 1. GUTIERREZ/GUMATAOTAQ (DEM)
02 = 1. CALVO/TENORIO INC (REP)
03 = WRITE-IN

VOTES PERCENT
12,712 35.97
22,512 63.70
117 .33

04 = OVER VOTES
05 = UNDER VOTES

VOTES PERCENT
1,512
516

(CONTINUED FROM PREVIOUS PAGE)

	01	02	03	04	05
0054 19 YIGO	255	424	1	50	14
0055 19A YIGO	236	409	6	29	10
0056 19B YIGO	218	439	3	45	4
0057 19C YIGO	245	455	4	41	8
0058 19D YIGO	254	409	1	36	11

WITH 58 OF 58 PRECINCTS REPORTING

Guam Legislature

VOTES PERCENT

VOTES PERCENT

VOTE FOR 15

01 = 1. AGUON JR., Frank Blas INC (DEM)	23,223	5.38	09 = 9. CRUZ, Benjamin J.F. INC (DEM)	16,050	3.72
02 = 2. BAZA-HILLS, Derick (DEM)	9,295	2.15	10 = 10. SAN NICOLAS, Michael F.Q. (DEM)	16,738	3.88
03 = 3. RODRIGUEZ JR., Dennis G. INC (DEM)	21,820	5.05	11 = 11. UNDERWOOD, Nerissa Bretania (DEM)	16,855	3.90
04 = 4. CRUZ JR., Rodney A. (DEM)	6,456	1.49	12 = 12. WON PAT, Judith T. P. INC (DEM)	16,822	3.90
05 = 5. RESPICIO, Rory J. INC (DEM)	15,774	3.65	13 = 13. MUNA BARNES, Tina INC (DEM)	16,635	3.85
06 = 6. GUTHERTZ, Dr. Judith Paulette (DEM)	11,959	2.77	14 = 14. UNGACTA, Frank T. Jr. (DEM)	3,357	.78
07 = 7. PALACIOS, Adolpho Borja (DEM)	12,498	2.89	15 = 15. ADA, Thomas C. INC (DEM)	19,129	4.43
08 = 8. CRISTOBAL, Hope Alvarez (DEM)	10,845	2.51	16 = 1. TORRES, Mary Camacho (REP)	17,876	4.14

	01	02	03	04	05	06	07	08	09	10	11	12	13	14	15	16
0001 1 HAGATNA	211	62	182	46	144	92	117	111	148	140	129	130	162	27	187	203
0002 2 ASAN-MAINA	584	252	492	169	376	258	313	267	443	410	349	430	414	100	483	395
0003 3 PITI	423	181	358	128	289	237	253	211	346	327	295	328	340	78	371	343
0004 4 AGAT	381	334	319	103	305	177	217	145	273	300	326	289	269	54	291	307
0005 4A AGAT	346	289	299	73	241	179	187	112	243	237	284	263	243	36	292	281
0006 4B AGAT	379	329	309	106	288	193	217	166	276	275	298	285	276	52	295	304
0007 5 SANTA RITA	423	226	381	110	290	210	207	210	292	306	341	331	302	69	368	330
0008 5A SANTA RITA	389	229	372	117	267	234	228	223	324	345	360	322	319	61	363	366
0009 6 UMATAC	362	205	319	87	242	142	142	103	195	154	152	244	262	41	215	330
0010 7 MERIZO	277	164	225	94	212	142	188	123	213	206	174	207	234	50	215	219
0011 7A MERIZO	331	175	254	103	220	150	187	142	236	238	179	241	260	73	238	207
0012 8 INARAJAN	492	271	390	148	336	238	233	258	367	399	289	342	366	102	367	359
0013 8A INARAJAN	505	245	397	154	342	258	238	239	366	387	290	339	334	78	365	366
0014 9 TALOFOFO	462	227	393	174	346	274	264	248	363	423	309	345	365	100	383	349
0015 9A TALOFOFO	378	214	325	137	262	207	232	190	281	370	241	284	300	73	322	308
0016 10 YONA	481	197	338	126	261	218	227	192	320	325	256	323	335	62	387	312
0017 10A YONA	420	201	345	135	263	205	226	204	322	317	278	315	327	68	350	310
0018 10B YONA	388	199	279	128	241	228	218	185	285	286	242	278	282	84	303	272
0019 11 ORDOT-CHALAN PAGO	373	153	304	104	233	198	203	194	272	270	224	254	269	60	304	288
0020 11A ORDOT-CHALAN PAGO	418	160	365	132	267	228	234	215	282	293	294	276	304	66	329	325
0021 11B ORDOT-CHALAN PAGO	419	157	342	117	262	199	232	214	281	309	261	283	304	68	335	300
0022 12 SINAJANA	457	176	355	117	300	219	211	257	337	328	275	334	321	73	391	347
0023 12A SINAJANA	428	186	373	135	283	246	246	255	341	300	294	331	356	74	351	307
0024 13 AGANA HEIGHTS	430	191	348	128	299	242	237	219	340	299	267	318	330	54	374	319
0025 13A AGANA HEIGHTS	462	170	365	114	323	243	262	204	373	296	294	316	362	66	394	351
0026 14 MONG MONG-TOTO-MAITE	468	140	418	121	301	199	236	198	321	345	296	328	349	47	399	395
0027 14A MONG MONG-TOTO-MAITE	417	121	370	95	239	213	198	196	292	292	273	297	292	55	356	347
0028 15 BARRIGADA	393	98	344	82	248	180	192	154	254	259	240	260	290	47	319	258
0029 15A BARRIGADA	433	138	365	128	241	190	193	212	311	313	281	284	318	55	375	333
0030 15B BARRIGADA	403	129	344	135	254	193	195	210	295	280	278	284	323	53	334	350
0031 15C BARRIGADA	379	117	361	108	219	175	196	173	264	282	256	247	257	52	317	300
0032 16 MANGILAO	409	156	370	123	259	221	210	195	277	306	284	298	318	51	338	335
0033 16A MANGILAO	450	130	399	130	287	230	228	228	335	290	292	315	329	79	385	322
0034 16B MANGILAO	429	151	377	130	274	236	228	188	297	318	292	295	342	63	375	320
0035 16C MANGILAO	445	179	414	130	298	256	237	205	295	340	338	328	331	78	386	326
0036 17 TAMUNING	317	97	325	61	208	157	167	157	206	220	273	216	214	31	293	307
0037 17A TAMUNING	340	111	328	62	233	178	154	179	230	235	291	249	226	33	310	315
0038 17B TAMUNING	302	108	289	82	207	143	173	156	218	226	257	248	209	36	290	303
0039 17C TAMUNING	289	104	313	59	207	140	178	142	212	197	284	223	189	34	278	299
0040 17D TAMUNING	290	78	299	73	197	163	159	119	202	193	256	222	218	41	254	290
0041 18 DEDEDO	394	113	426	102	288	205	226	170	230	266	327	290	237	53	321	262
0042 18A DEDEDO	358	118	394	75	264	190	187	150	225	262	295	258	239	49	284	266
0043 18B DEDEDO	294	92	341	84	210	160	189	129	183	186	242	222	194	36	223	230
0044 18C DEDEDO	298	93	300	97	217	160	175	146	213	223	216	227	228	48	253	227
0045 18D DEDEDO	292	60	363	62	198	157	176	115	158	209	268	215	188	27	226	231
0046 18E DEDEDO	344	107	407	77	241	190	187	152	196	211	306	257	212	38	257	261
0047 18F DEDEDO	421	125	451	92	314	218	207	163	269	282	335	319	269	42	342	306
0048 18G DEDEDO	463	123	527	113	354	249	281	204	292	318	388	346	303	53	373	318
0049 18H DEDEDO	361	127	376	115	262	217	219	189	237	265	309	281	248	67	306	253

WITH 58 OF 58 PRECINCTS REPORTING

Guam Legislature

VOTE FOR 15

	VOTES	PERCENT		VOTES	PERCENT
01 = 1. AGUON JR., Frank Blas INC (DEM)	23,223	5.38	09 = 9. CRUZ, Benjamin J.F. INC (DEM)	16,050	3.72
02 = 2. BAZA-HILLS, Derick (DEM)	9,295	2.15	10 = 10. SAN NICOLAS, Michael F.Q. (DEM)	16,738	3.88
03 = 3. RODRIGUEZ JR., Dennis G. INC (DEM)	21,820	5.05	11 = 11. UNDERWOOD, Nerissa Bretania (DEM)	16,855	3.90
04 = 4. CRUZ JR., Rodney A. (DEM)	6,456	1.49	12 = 12. WON PAT, Judith T. P. INC (DEM)	16,822	3.90
05 = 5. RESPICIO, Rory J. INC (DEM)	15,774	3.65	13 = 13. MUNA BARNES, Tina INC (DEM)	16,635	3.85
06 = 6. GUTHERTZ, Dr. Judith Paulette (DEM)	11,959	2.77	14 = 14. UNGACTA, Frank T. Jr. (DEM)	3,357	.78
07 = 7. PALACIOS, Adolpho Borja (DEM)	12,498	2.89	15 = 15. ADA, Thomas C. INC (DEM)	19,129	4.43
08 = 8. CRISTOBAL, Hope Alvarez (DEM)	10,845	2.51	16 = 1. TORRES, Mary Camacho (REP)	17,876	4.14

(CONTINUED FROM PREVIOUS PAGE)

	01	02	03	04	05	06	07	08	09	10	11	12	13	14	15	16
0050 18I DEDEDO	399	118	471	100	288	202	228	186	236	285	363	289	265	50	321	286
0051 18J DEDEDO	338	115	403	100	251	185	194	151	225	247	282	251	239	55	294	235
0052 18K DEDEDO	485	150	528	139	345	255	257	207	301	337	357	348	328	56	381	331
0053 18L DEDEDO	477	163	541	128	353	256	282	224	309	327	411	361	313	61	375	384
0054 19 YIGO	474	164	539	136	335	280	258	212	298	325	406	351	321	60	392	354
0055 19A YIGO	462	145	505	125	315	230	249	194	283	318	355	304	294	53	369	327
0056 19B YIGO	451	136	498	128	315	237	230	194	278	341	354	333	298	59	351	315
0057 19C YIGO	459	134	522	134	325	226	258	216	278	349	381	327	310	58	387	358
0058 19D YIGO	470	162	483	145	335	251	232	244	311	351	368	341	308	68	392	334

WITH 58 OF 58 PRECINCTS REPORTING

Guam Legislature

VOTE FOR 15

	VOTES	PERCENT		VOTES	PERCENT
01 = 2. BLAS, Roland (REP)	10,288	2.38	09 = 10. ESPALDON, Jim. (REP)	19,564	4.53
02 = 3. DUENAS, Christopher M. INC (REP)	15,072	3.49	10 = 11. YAMASHITA, PhD Aline A. (REP)	15,240	3.53
03 = 4. ADA, Tony INC (REP)	20,410	4.73	11 = 12. MENDIOLA, Adonis J.C. (REP)	13,284	3.08
04 = 5. PEREZ, Valentino Gumataotao (REP)	6,777	1.57	12 = 13. TAITANO, Michelle H. (REP)	8,973	2.08
05 = 6. LEON GUERRERO, Glenn A. (REP)	13,081	3.03	13 = 14. CASTRO, Wil (REP)	14,616	3.38
06 = 7. BLAS JR., Frank F. (REP)	16,565	3.84	14 = 15. BENAVENTE, Felix C. (REP)	7,017	1.62
07 = 8. MORRISON, Tommy INC (REP)	19,501	4.52	15 = WRITE-IN	566	.13
08 = 9. MCCREADIE, Brant T. INC (REP)	15,577	3.61	16 = OVER VOTES	5,356	

	01	02	03	04	05	06	07	08	09	10	11	12	13	14	15	16
0001 1 HAGATNA	126	213	248	129	167	189	196	173	223	166	159	117	155	80	14	30
0002 2 ASAN-MAINA	283	364	505	156	329	393	444	365	391	325	312	312	365	136	14	135
0003 3 PITI	166	268	387	153	253	298	363	292	348	266	218	184	265	122	14	76
0004 4 AGAT	146	237	341	89	187	246	365	259	280	264	181	146	241	91	12	165
0005 4A AGAT	153	217	328	98	180	265	353	261	313	253	181	131	239	99	16	105
0006 4B AGAT	141	240	311	98	204	250	369	245	264	272	177	144	235	94	11	120
0007 5 SANTA RITA	181	267	361	129	240	313	407	309	346	296	239	172	270	132	9	60
0008 5A SANTA RITA	171	273	354	146	243	319	414	307	372	315	237	180	272	126	13	75
0009 6 UMATAC	220	235	301	95	180	269	507	284	209	175	188	148	360	124	2	90
0010 7 MERIZO	122	203	254	73	132	184	314	205	194	188	161	117	190	99	4	75
0011 7A MERIZO	146	183	249	74	126	204	318	193	187	155	155	96	194	89	2	15
0012 8 INARAJAN	257	321	394	134	264	336	455	326	295	274	261	182	304	139	8	90
0013 8A INARAJAN	229	304	366	111	214	316	406	312	253	273	241	177	285	127	9	90
0014 9 TALOFOFO	216	285	357	132	264	301	361	267	293	269	299	162	323	149	14	90
0015 9A TALOFOFO	194	253	328	137	224	275	307	242	253	214	247	168	273	138	8	75
0016 10 YONA	309	300	454	134	252	334	391	310	324	278	289	172	289	144	13	45
0017 10A YONA	261	255	382	136	259	311	340	298	301	292	288	176	293	118	12	45
0018 10B YONA	215	224	334	107	199	255	291	225	252	217	201	131	244	101	7	105
0019 11 ORDOT-CHALAN PAGO	174	247	339	111	209	261	325	254	280	241	232	139	223	111	12	30
0020 11A ORDOT-CHALAN PAGO	172	263	376	136	244	279	347	275	336	263	246	186	247	125	10	150
0021 11B ORDOT-CHALAN PAGO	184	251	363	130	219	303	331	271	313	264	254	154	242	120	5	105
0022 12 SINAJANA	227	350	497	176	281	379	372	342	363	305	283	183	318	155	12	135
0023 12A SINAJANA	194	323	467	195	278	346	359	303	341	272	282	177	273	144	19	105
0024 13 AGANA HEIGHTS	193	261	408	141	248	310	307	260	336	237	228	145	233	117	14	30
0025 13A AGANA HEIGHTS	193	271	430	179	276	328	353	309	404	290	258	166	243	126	9	150
0026 14 MONG MONG-TOTO-MAITE	268	404	532	213	346	417	467	407	436	376	327	239	381	183	17	75
0027 14A MONG MONG-TOTO-MAITE	225	352	430	168	323	379	380	332	407	326	306	197	309	157	15	60
0028 15 BARRIGADA	167	257	352	84	212	327	287	253	301	269	193	132	295	153	7	75
0029 15A BARRIGADA	202	292	413	117	271	378	369	311	324	277	253	162	326	155	16	15
0030 15B BARRIGADA	175	260	374	132	255	341	330	249	336	283	225	157	327	183	8	105
0031 15C BARRIGADA	186	278	380	132	242	354	347	303	319	266	247	161	309	149	10	45
0032 16 MANGILAO	188	259	364	109	223	310	334	295	343	273	251	140	280	126	14	105
0033 16A MANGILAO	163	277	372	116	245	310	335	278	334	256	246	166	259	122	11	105
0034 16B MANGILAO	181	296	418	128	271	356	363	300	379	313	276	166	265	128	11	60
0035 16C MANGILAO	156	268	376	104	232	310	350	272	318	292	254	143	278	114	17	60
0036 17 TAMUNING	170	265	333	154	271	272	304	242	383	254	207	139	226	127	6	150
0037 17A TAMUNING	147	272	321	154	237	252	290	248	413	273	211	125	221	105	15	90
0038 17B TAMUNING	153	253	318	113	243	251	269	222	361	256	181	152	204	102	16	15
0039 17C TAMUNING	161	300	309	145	251	280	288	242	401	258	216	150	228	113	13	90
0040 17D TAMUNING	161	264	305	130	231	253	281	228	356	234	200	154	211	116	14	30
0041 18 DEDEDO	129	212	292	83	184	223	291	232	375	242	201	119	194	107	8	75
0042 18A DEDEDO	161	227	301	94	194	245	282	250	357	230	223	143	225	141	6	240
0043 18B DEDEDO	102	160	228	61	130	178	214	163	301	189	150	84	164	81	6	105
0044 18C DEDEDO	111	170	246	75	159	198	240	191	225	194	148	103	158	96	7	120
0045 18D DEDEDO	96	188	250	61	147	192	247	195	327	214	173	87	170	83	3	60
0046 18E DEDEDO	132	209	280	73	157	202	277	219	344	229	188	111	201	94	13	90
0047 18F DEDEDO	162	253	335	88	190	284	329	282	380	271	230	134	229	102	11	60
0048 18G DEDEDO	153	232	337	91	206	248	322	249	447	274	241	131	219	111	6	180
0049 18H DEDEDO	120	184	245	67	171	213	265	200	288	222	198	120	171	99	5	120

WITH 58 OF 58 PRECINCTS REPORTING

Guam Legislature

VOTE FOR 15

	VOTES	PERCENT		VOTES	PERCENT
01 = 2. BLAS, Roland (REP)	10,288	2.38	09 = 10. ESPALDON, Jim. (REP)	19,564	4.53
02 = 3. DUENAS, Christopher M. INC (REP)	15,072	3.49	10 = 11. YAMASHITA, PhD Aline A. (REP)	15,240	3.53
03 = 4. ADA, Tony INC (REP)	20,410	4.73	11 = 12. MENDIOLA, Adonis J.C. (REP)	13,284	3.08
04 = 5. PEREZ, Valentino Gumataotao (REP)	6,777	1.57	12 = 13. TAITANO, Michelle H. (REP)	8,973	2.08
05 = 6. LEON GUERRERO, Glenn A. (REP)	13,081	3.03	13 = 14. CASTRO, Wil (REP)	14,616	3.38
06 = 7. BLAS JR., Frank F. (REP)	16,565	3.84	14 = 15. BENAVENTE, Felix C. (REP)	7,017	1.62
07 = 8. MORRISON, Tommy INC (REP)	19,501	4.52	15 = WRITE-IN	566	.13
08 = 9. McCREADIE, Brant T. INC (REP)	15,577	3.61	16 = OVER VOTES	5,356	

(CONTINUED FROM PREVIOUS PAGE)

	01	02	03	04	05	06	07	08	09	10	11	12	13	14	15	16
0050 18I DEDEDO	135	212	301	80	194	242	305	248	397	257	225	113	193	102	1	75
0051 18J DEDEDO	101	186	266	69	150	224	265	202	299	231	154	104	190	98	4	105
0052 18K DEDEDO	160	278	356	98	224	312	351	292	409	294	245	153	243	101	7	180
0053 18L DEDEDO	179	309	391	114	261	315	344	320	479	325	261	189	278	140	14	135
0054 19 YIGO	200	280	388	109	246	301	359	293	432	320	246	198	271	137	3	120
0055 19A YIGO	174	239	334	88	219	257	323	285	390	280	235	179	251	109	4	120
0056 19B YIGO	196	300	375	106	236	314	374	299	410	315	259	190	250	138	4	105
0057 19C YIGO	203	292	406	118	257	296	377	303	435	309	267	188	236	120	4	90
0058 19D YIGO	198	236	348	104	231	267	347	285	387	274	230	179	278	119	7	105

WITH 58 OF 58 PRECINCTS REPORTING

VOTES PERCENT

Guam Legislature
VOTE FOR 15
01 = UNDER VOTES

122,814

	01
0001 1 HAGATNA	1457
0002 2 ASAN-MAINA	2852
0003 3 PITI	2067
0004 4 AGAT	2440
0005 4A AGAT	2053
0006 4B AGAT	2004
0007 5 SANTA RITA	1827
0008 5A SANTA RITA	2363
0009 6 UMATAC	2013
0010 7 MERIZO	1213
0011 7A MERIZO	1618
0012 8 INARAJAN	2310
0013 8A INARAJAN	1873
0014 9 TALOFOFO	1917
0015 9A TALOFOFO	1767
0016 10 YONA	2113
0017 10A YONA	1922
0018 10B YONA	1664
0019 11 ORDOT-CHALAN PAGO	1755
0020 11A ORDOT-CHALAN PAGO	2045
0021 11B ORDOT-CHALAN PAGO	1993
0022 12 SINAJANA	2206
0023 12A SINAJANA	2154
0024 13 AGANA HEIGHTS	2008
0025 13A AGANA HEIGHTS	2319
0026 14 MONG MONG-TOTO-MAITE	2549
0027 14A MONG MONG-TOTO-MAITE	2081
0028 15 BARRIGADA	1853
0029 15A BARRIGADA	1954
0030 15B BARRIGADA	2234
0031 15C BARRIGADA	2124
0032 16 MANGILAO	1941
0033 16A MANGILAO	2461
0034 16B MANGILAO	2188
0035 16C MANGILAO	2302
0036 17 TAMUNING	2174
0037 17A TAMUNING	2726
0038 17B TAMUNING	2254
0039 17C TAMUNING	2332
0040 17D TAMUNING	2158
0041 18 DEDEDO	2033
0042 18A DEDEDO	1857
0043 18B DEDEDO	1914
0044 18C DEDEDO	1610
0045 18D DEDEDO	1879
0046 18E DEDEDO	2206
0047 18F DEDEDO	2150
0048 18G DEDEDO	2882
0049 18H DEDEDO	1665
0050 18I DEDEDO	2114
0051 18J DEDEDO	2127
0052 18K DEDEDO	2654
0053 18L DEDEDO	2607
0054 19 YIGD	2348
0055 19A YIGO	2335
0056 19B YIGO	2224

NUMBERED KEY CANVASS

RUN DATE:11/25/14 00:32 AM

GUAM
GENERAL ELECTION
NOVEMBER 4, 2014

(2014 Guam GE M650)

REPORT-EL52 PAGE 0010

WITH 58 OF 58 PRECINCTS REPORTING

VOTES PERCENT

Guam Legislature

VOTE FOR 15

01 = UNDER VOTES

122,814

(CONTINUED FROM PREVIOUS PAGE)

01

0057 19C YIGO

2661

0058 19D YIGO

2264

WITH 58 OF 58 PRECINCTS REPORTING

VOTES PERCENT

VOTES PERCENT

NV Delegate U.S. Rep.

VOTE FOR 1

01 = 1. BORDALLO, Madeleine Z. INC (DEM)	20,693	57.86
02 = 1. METCALFE, Margaret G. (REP)	14,956	41.82
03 = WRITE-IN	113	.32

04 = OVER VOTES	162
05 = UNDER VOTES	1,444

	01	02	03	04	05
--	----	----	----	----	----

0001 1 HAGATNA	188	185	3	1	19
0002 2 ASAN-MAINA	498	368	1	3	26
0003 3 PITI	383	270	5	2	25
0004 4 AGAT	352	261	1	6	32
0005 4A AGAT	305	260	2	2	21
0006 4B AGAT	337	248	2	3	25
0007 5 SANTA RITA	344	299	1	2	18
0008 5A SANTA RITA	396	284	5	1	28
0009 6 UMATAC	264	262	0	5	42
0010 7 MERIZO	247	169	0	1	28
0011 7A MERIZO	273	178	1	1	30
0012 8 INARAJAN	412	301	3	2	36
0013 8A INARAJAN	406	247	3	0	44
0014 9 TALDFDFO	402	289	2	1	21
0015 9A TALOFOFO	328	262	1	1	24
0016 10 YONA	363	310	1	0	28
0017 10A YONA	346	287	2	1	29
0018 10B YONA	335	211	3	0	29
0019 11 ORDOT-CHALAN PAGO	305	237	1	3	31
0020 11A ORDOT-CHALAN PAGO	378	252	1	5	24
0021 11B ORDOT-CHALAN PAGO	369	241	4	0	25
0022 12 SINAJANA	418	290	1	3	28
0023 12A SINAJANA	386	290	7	4	29
0024 13 AGANA HEIGHTS	360	271	2	0	29
0025 13A AGANA HEIGHTS	365	342	1	1	20
0026 14 MONG MONG-TOTO-MAITE	411	383	1	1	20
0027 14A MONG MONG-TOTO-MAITE	372	307	3	2	16
0028 15 BARRIGADA	330	234	1	2	22
0029 15A BARRIGADA	348	286	3	1	29
0030 15B BARRIGADA	333	306	7	2	21
0031 15C BARRIGADA	339	277	2	1	18
0032 16 MANGILAO	356	262	2	2	25
0033 16A MANGILAO	380	289	2	3	25
0034 16B MANGILAO	362	304	0	6	23
0035 16C MANGILAO	406	264	1	2	22
0036 17 TAMUNING	325	229	2	3	37
0037 17A TAMUNING	330	278	4	2	25
0038 17B TAMUNING	293	251	3	3	24
0039 17C TAMUNING	322	233	2	2	35
0040 17D TAMUNING	281	248	2	1	27
0041 18 DEDEDO	382	180	2	5	25
0042 18A DEDEDO	333	223	2	5	23
0043 18B DEDEDO	279	183	2	6	13
0044 18C DEDEDO	294	164	1	5	15
0045 18D DEDEDO	272	193	1	3	19
0046 18E DEDEDO	315	235	0	2	14
0047 18F DEDEDO	378	242	2	4	17
0048 18G DEDEDO	433	274	1	6	23
0049 18H DEDEDO	339	182	1	3	21
0050 18I DEDEDO	397	203	1	1	17
0051 18J DEDEDO	329	208	2	3	14
0052 18K DEDEDO	449	271	0	9	17
0053 18L DEDEDO	451	278	1	7	39
0054 19 YIGO	454	267	1	5	17

NUMBERED KEY CANVASS

GUAM
GENERAL ELECTION
NOVEMBER 4, 2014

(2014 Guam GE M650)

RUN DATE:11/25/14 00:32 AM

REPORT-EL52 PAGE 0012

WITH 58 OF 58 PRECINCTS REPORTING

NV Delegate U.S. Rep.

VOTE FOR 1

01 = 1. BORDALLO, Madeleine Z. INC (DEM)

02 = 1. METCALFE, Margaret G. (REP)

03 = WRITE-IN

VOTES PERCENT

20,693 57.86

14,956 41.82

113 .32

VOTES PERCENT

04 = OVER VOTES

162

05 = UNDER VOTES

1,444

(CONTINUED FROM PREVIOUS PAGE)

	01	02	03	04	05
0055 19A YIGO	413	247	3	3	24
0056 19B YIGO	392	287	2	7	21
0057 19C YIGO	422	291	1	2	37
0058 19D YIGO	413	263	2	5	28

WITH 58 OF 58 PRECINCTS REPORTING

RETAIN TORRES

VOTE FOR 1

01 = YES

02 = NO

VOTES PERCENT

24,635 82.45
5,242 17.55

03 = OVER VOTES
04 = UNDER VOTES

VOTES PERCENT

15
7,459

	01	02	03	04
0001 1 HAGATNA	279	66	1	50
0002 2 ASAN-MAINA	600	137	0	158
0003 3 PITI	461	109	0	115
0004 4 AGAT	402	81	0	169
0005 4A AGAT	362	83	0	145
0006 4B AGAT	392	88	0	136
0007 5 SANTA RITA	460	72	0	131
0008 5A SANTA RITA	481	96	0	137
0009 6 UMATAC	362	78	0	133
0010 7 MERIZO	277	45	0	123
0011 7A MERIZO	319	63	1	100
0012 8 INARAJAN	476	100	1	176
0013 8A INARAJAN	458	73	0	167
0014 9 TALOFOFO	463	120	0	131
0015 9A TALOFOFO	408	86	1	121
0016 10 YONA	461	119	0	120
0017 10A YONA	449	96	0	120
0018 10B YONA	382	83	0	113
0019 11 ORDOT-CHALAN PAGO	369	93	0	115
0020 11A ORDOT-CHALAN PAGO	437	87	0	136
0021 11B ORDOT-CHALAN PAGO	440	110	0	89
0022 12 SINAJANA	514	108	1	117
0023 12A SINAJANA	481	131	0	104
0024 13 AGANA HEIGHTS	485	97	0	79
0025 13A AGANA HEIGHTS	499	139	0	91
0026 14 MONG MONG-TOTO-MAITE	548	129	3	135
0027 14A MONG MONG-TOTO-MAITE	465	100	0	135
0028 15 BARRIGADA	392	82	0	115
0029 15A BARRIGADA	458	79	0	130
0030 15B BARRIGADA	438	103	0	128
0031 15C BARRIGADA	426	89	0	122
0032 16 MANGILAO	438	101	1	107
0033 16A MANGILAO	453	81	0	165
0034 16B MANGILAO	474	103	1	117
0035 16C MANGILAO	474	95	0	126
0036 17 TAMUNING	378	99	0	119
0037 17A TAMUNING	448	74	0	116
0038 17B TAMUNING	360	100	0	114
0039 17C TAMUNING	388	92	0	114
0040 17D TAMUNING	354	104	0	100
0041 18 DEDEDO	383	72	1	137
0042 18A DEDEDO	372	79	0	135
0043 18B DEDEDO	320	58	0	105
0044 18C DEDEDO	316	57	0	106
0045 18D DEDEDO	311	59	0	118
0046 18E DEDEDO	351	83	0	132
0047 18F DEDEDO	414	76	0	153
0048 18G DEDEDO	502	84	0	151
0049 18H DEDEDO	359	77	1	109
0050 18I DEDEDO	399	66	1	153
0051 18J DEDEDO	352	82	0	122
0052 18K DEDEDO	509	83	0	154
0053 18L DEDEDO	482	97	0	196
0054 19 YIGO	482	101	1	159
0055 19A YIGO	444	90	1	155

NUMBERED KEY CANVASS

GUAM
GENERAL ELECTION
NOVEMBER 4, 2014

(2014 Guam GE M650)

RUN DATE:11/25/14 00:32 AM

REPORT-EL52 PAGE 0014

WITH 58 OF 58 PRECINCTS REPORTING

RETAIN TORRES

VOTE FOR 1

01 = YES

02 = NO

VOTES PERCENT

24,635 82.45

5,242 17.55

03 = OVER VOTES

04 = UNDER VOTES

VOTES PERCENT

15

7,459

(CONTINUED FROM PREVIOUS PAGE)

	01	02	03	04
0056 19B YIGO	477	105	0	126
0057 19C YIGO	479	92	0	181
0058 19D YIGO	472	90	0	148

WITH 58 OF 58 PRECINCTS REPORTING

VOTES PERCENT

VOTES PERCENT

RETAIN BORDALLO

VOTE FOR 1

01 = YES

02 = NO

24,361 85.98
3,973 14.02

03 = OVER VOTES
04 = UNDER VOTES

11
8,999

	01	02	03	04
0001 1 HAGATNA	286	39	0	71
0002 2 ASAN-MAINA	580	104	0	211
0003 3 PITI	441	99	1	144
0004 4 AGAT	393	65	0	194
0005 4A AGAT	362	56	0	172
0006 4B AGAT	348	78	0	190
0007 5 SANTA RITA	441	65	0	157
0008 5A SANTA RITA	478	75	0	161
0009 6 UMATAZ	299	72	0	202
0010 7 MERIZO	276	38	0	129
0011 7A MERIZO	308	46	1	127
0012 8 INARAJAN	451	75	0	227
0013 8A INARAJAN	423	55	0	221
0014 9 TALOFOFO	468	95	1	151
0015 9A TALOFOFO	399	68	0	149
0016 10 YONA	452	90	1	157
0017 10A YONA	462	76	0	127
0018 10B YONA	385	64	0	129
0019 11 ORDOT-CHALAN PAGO	391	63	0	123
0020 11A ORDOT-CHALAN PAGO	447	64	0	149
0021 11B ORDOT-CHALAN PAGO	433	68	0	138
0022 12 SINAJANA	519	72	0	149
0023 12A SINAJANA	487	75	0	154
0024 13 AGANA HEIGHTS	461	83	0	116
0025 13A AGANA HEIGHTS	504	95	0	129
0026 14 MONG MONG-TOTO-MAITE	566	72	0	177
0027 14A MONG MONG-TOTO-MAITE	477	70	0	153
0028 15 BARRIGADA	411	50	0	128
0029 15A BARRIGADA	457	69	0	141
0030 15B BARRIGADA	436	77	1	155
0031 15C BARRIGADA	414	65	0	157
0032 16 MANGILAO	440	73	0	134
0033 16A MANGILAO	470	67	1	161
0034 16B MANGILAO	480	73	0	142
0035 16C MANGILAO	439	82	0	175
0036 17 TAMUNING	385	63	0	146
0037 17A TAMUNING	437	57	0	144
0038 17B TAMUNING	366	70	0	138
0039 17C TAMUNING	390	68	1	134
0040 17D TAMUNING	368	70	0	121
0041 18 DEDEDO	389	72	0	133
0042 18A DEDEDO	372	60	0	154
0043 18B DEDEDO	302	57	0	124
0044 18C DEDEDO	298	45	1	135
0045 18D DEDEDO	304	59	0	125
0046 18E DEDEDO	358	45	0	163
0047 18F DEDEDO	417	62	1	163
0048 18G DEDEDO	491	68	0	177
0049 18H DEDEDO	352	51	0	143
0050 18I DEDEDO	398	55	0	166
0051 18J DEDEDO	355	64	0	137
0052 18K DEDEDO	506	70	0	169
0053 18L DEDEDO	501	74	0	200
0054 19 YIGO	460	80	0	203
0055 19A YIGO	447	69	1	173

NUMBERED KEY CANVASS

RUN DATE:11/25/14 00:32 AM

GUAM
GENERAL ELECTION
NOVEMBER 4, 2014

(2014 Guam GE M650)

REPORT-EL52 PAGE 0016

WITH 58 OF 58 PRECINCTS REPORTING

RETAIN BORDALLO

VOTE FOR 1

01 = YES

02 = NO

VOTES PERCENT

24,361 85.98

3,973 14.02

03 = OVER VOTES

04 = UNDER VOTES

VOTES PERCENT

11

8,999

(CONTINUED FROM PREVIOUS PAGE)

	01	02	03	04
0056 19B YIGO	462	80	0	166
0057 19C YIGO	469	79	1	202
0058 19D YIGO	450	77	0	183

WITH 58 OF 58 PRECINCTS REPORTING

NON Attorney General
VOTE FOR 1

01 = 1. BARRETT-ANDERSON, Elizabeth 23,260 66.62
02 = 2. RAPADAS, Leonard M. INC 11,608 33.25
03 = WRITE-IN 48 .14

04 = OVR VOTES
05 = UNDER VOTES

VOTES PERCENT

62
2,386

	01	02	03	04	05
0001 1 HAGATNA	241	126	1	1	27
0002 2 ASAN-MAINA	563	279	0	1	53
0003 3 PITI	465	175	3	2	40
0004 4 AGAT	429	165	1	2	55
0005 4A AGAT	357	182	0	1	50
0006 4B AGAT	389	172	1	0	54
0007 5 SANTA RITA	450	169	0	2	43
0008 5A SANTA RITA	466	208	1	0	38
0009 6 UMATAC	372	137	0	0	64
0010 7 MERIZO	299	113	0	0	33
0011 7A MERIZO	330	113	0	1	39
0012 8 INARAJAN	488	195	1	1	69
0013 8A INARAJAN	445	198	4	1	52
0014 9 TALDOFOFO	464	213	0	2	36
0015 9A TALDOFOFO	397	182	0	0	37
0016 10 YONA	467	193	1	0	41
0017 10A YONA	459	166	0	1	39
0018 10B YONA	385	159	1	0	33
0019 11 ORDOT-CHALAN PAGO	401	149	0	0	27
0020 11A ORDOT-CHALAN PAGO	451	169	2	2	36
0021 11B ORDOT-CHALAN PAGO	423	184	2	0	30
0022 12 SINAJANA	487	211	2	0	40
0023 12A SINAJANA	470	204	1	0	41
0024 13 AGANA HEIGHTS	440	199	1	0	21
0025 13A AGANA HEIGHTS	506	192	2	0	29
0026 14 MONG MONG-TOTO-MAITE	517	256	0	0	42
0027 14A MONG MONG-TOTO-MAITE	432	235	1	1	31
0028 15 BARRIGADA	361	188	5	2	33
0029 15A BARRIGADA	451	182	1	1	32
0030 15B BARRIGADA	424	206	1	1	37
0031 15C BARRIGADA	396	213	1	0	27
0032 16 MANGILAO	435	185	0	1	26
0033 16A MANGILAO	448	191	2	2	56
0034 16B MANGILAO	473	170	0	1	51
0035 16C MANGILAO	443	215	1	0	36
0036 17 TAMUNING	333	226	1	3	33
0037 17A TAMUNING	375	230	0	0	34
0038 17B TAMUNING	307	216	3	1	47
0039 17C TAMUNING	336	216	2	0	41
0040 17D TAMUNING	306	214	0	0	38
0041 18 DEDEDO	337	214	1	4	38
0042 18A DEDEDO	357	192	0	2	35
0043 18B DEDEDO	266	173	1	3	40
0044 18C DEDEDO	325	126	1	3	24
0045 18D DEDEDO	269	178	0	0	41
0046 18E DEDEDO	285	235	0	1	45
0047 18F DEDEDO	358	241	0	2	42
0048 18G DEDEDO	403	278	1	1	54
0049 18H DEDEDO	315	193	0	0	39
0050 18I DEDEDO	321	263	0	1	34
0051 18J DEDEDO	305	201	1	1	48
0052 18K DEDEDO	419	279	0	1	47
0053 18L DEDEDO	443	269	0	2	61
0054 19 YIGO	455	235	0	2	51

NUMBERED KEY CANVASS

RUN DATE:11/25/14 00:32 AM

GUAM
GENERAL ELECTION
NOVEMBER 4, 2014

(2014 Guam GE M650)

REPORT-EL52 PAGE 0018

WITH 58 OF 58 PRECINCTS REPORTING

NON-Attorney-General

VOTE FOR 1

01 = 1. BARRETT-ANDERSON, Elizabeth
02 = 2. RAPADAS, Leonard M. INC
03 = WRITE-IN

23,260	66.62
11,608	33.25
48	.14

04 = OVER VOTES
05 = UNDER VOTES

VOTES PERCENT

62
2,386

(CONTINUED FROM PREVIOUS PAGE)

	01	02	03	04	05
0055 19A YIGO	413	214	0	4	59
0056 19B YIGO	428	239	1	2	38
0057 19C YIGO	442	254	0	2	55
0058 19D YIGO	438	228	0	1	44

WITH 58 OF 58 PRECINCTS REPORTING

VOTES PERCENT

VOTES PERCENT

NON Guam Education Board

VOTE FOR 6

01 = 1. ADA, Peter Alexxis D. INC	20,726	16.10		
02 = 2. SANTOS, Joseph Cruz	11,701	9.09	07 = 7. TAINATONGO, Rosie Rivera	12,484 9.70
03 = 3. BENAVENTE, Lourdes M. INC	14,846	11.54	08 = 8. GUTIERREZ, Maria A. INC	13,462 10.46
04 = 4. CRUZ, Or. Jose Q. INC	16,514	12.83	09 = 9. SAN AGUSTIN, Albert T. INC	14,824 11.52
05 = 5. AYUYU, Ronald A. INC	9,256	7.19	10 = OVER VOTES	733
06 = 6. SAN NICOLAS, Lourdes B.S.	14,886	11.57	11 = UNDER VOTES	94,436

	01	02	03	04	05	06	07	08	09	10	11
0001 1 HAGATNA	249	122	140	182	96	143	142	140	164	0	996
0002 2 ASAN-MAINA	518	289	327	398	189	335	258	311	342	18	2386
0003 3 PITI	385	222	249	316	163	270	262	231	273	18	1700
0004 4 AGAT	318	184	216	280	126	208	235	217	208	12	1902
0005 4A AGAT	314	183	211	258	131	206	208	193	219	12	1604
0006 4B AGAT	314	193	208	283	145	241	237	202	232	18	1611
0007 5 SANTA RITA	387	211	244	341	167	283	244	237	274	12	1580
0008 5A SANTA RITA	425	252	250	326	202	308	277	219	285	6	1729
0009 6 UMATAC	264	174	207	242	133	173	248	157	167	6	1667
0010 7 MERIZO	201	123	149	249	90	158	272	139	164	0	1123
0011 7A MERIZO	209	132	139	234	86	163	315	150	163	6	1293
0012 8 INARAJAN	329	212	248	284	171	277	291	222	237	30	2221
0013 8A INARAJAN	360	215	264	308	180	300	327	230	243	0	1768
0014 9 TALOFOFO	380	257	285	334	219	300	285	251	280	12	1686
0015 9A TALOFOFO	340	220	217	266	159	255	246	198	229	18	1543
0016 10 YONA	400	220	251	325	198	274	252	241	259	12	1768
0017 10A YONA	359	234	273	281	179	287	246	217	242	18	1654
0018 10B YONA	333	194	204	252	163	211	208	190	220	12	1481
0019 11 ORDOT-CHALAN PAGO	335	180	227	251	169	225	213	197	217	12	1431
0020 11A ORDOT-CHALAN PAGO	367	230	261	298	185	289	242	241	277	18	1546
0021 11B ORDOT-CHALAN PAGO	366	200	250	300	191	256	229	218	260	12	1551
0022 12 SINAJANA	433	248	273	321	216	281	268	256	305	18	1810
0023 12A SINAJANA	410	233	274	327	201	272	256	256	303	12	1750
0024 13 AGANA HEIGHTS	368	182	227	279	161	245	237	240	257	12	1730
0025 13A AGANA HEIGHTS	404	241	279	318	184	259	238	272	283	18	1851
0026 14 MONG MONG-TOTO-MAITE	496	242	325	386	210	305	254	285	340	6	2012
0027 14A MONG MONG-TOTO-MAITE	419	228	270	298	189	281	215	237	280	0	1783
0028 15 BARRIGADA	366	164	232	260	159	208	185	211	246	6	1497
0029 15A BARRIGADA	384	234	260	305	198	276	222	232	258	12	1620
0030 15B BARRIGADA	375	195	252	304	187	250	240	228	256	18	1707
0031 15C BARRIGADA	350	198	260	290	186	241	206	214	256	6	1609
0032 16 MANGILAO	373	194	276	288	209	249	219	248	274	0	1548
0033 16A MANGILAO	373	209	251	311	185	260	218	232	280	24	1851
0034 16B MANGILAO	412	227	299	320	215	289	226	269	274	12	1624
0035 16C MANGILAO	381	231	275	318	186	258	216	245	284	18	1755
0036 17 TAMUNING	320	167	229	268	153	215	159	209	237	6	1605
0037 17A TAMUNING	345	168	225	251	148	212	175	227	219	24	1829
0038 17B TAMUNING	317	171	210	234	127	211	152	214	231	12	1565
0039 17C TAMUNING	333	178	216	266	132	211	163	202	212	6	1639
0040 17D TAMUNING	310	180	215	239	147	232	163	179	233	6	1448
0041 18 DEDEDO	359	179	279	269	161	261	177	252	249	12	1366
0042 18A DEDEDO	340	182	309	266	135	255	162	225	248	6	1388
0043 18B DEDEDO	251	146	191	200	116	180	126	196	184	12	1296
0044 18C DEDEDO	252	138	215	212	116	196	142	181	190	13	1208
0045 18D DEDEDO	259	154	217	209	102	211	114	172	199	12	1279
0046 18E DEDEDO	308	167	266	242	104	237	158	232	248	12	1409
0047 18F DEDEDO	369	202	287	282	123	256	182	270	283	12	1592
0048 18G DEDEDO	430	218	329	339	146	337	234	282	337	12	1752
0049 18H DEDEDO	305	184	265	219	117	241	157	236	241	0	1307
0050 18I DEDEDO	373	196	283	276	118	264	177	271	274	6	1476
0051 18J DEDEDO	307	157	231	237	121	223	165	219	245	12	1419

WITH 58 OF 58 PRECINCTS REPORTING

NON-Guam Education Board

VOTE FOR 6

	VOTES	PERCENT		VOTES	PERCENT
01 = 1. ADA, Peter Alexxis D. INC	20,726	16.10			
02 = 2. SANTOS, Joseph Cruz	11,701	9.09	07 = 7. TAINATONGO, Rosie Rivera	12,484	9.70
03 = 3. BENAVENTE, Lourdes M. INC	14,846	11.54	08 = 8. GUTIERREZ, Maria A. INC	13,462	10.46
04 = 4. CRUZ, Dr. Jose Q. INC	16,514	12.83	09 = 9. SAN AGUSTIN, Albert T. INC	14,824	11.52
05 = 5. AYUYU, Ronald A. INC	9,256	7.19	10 = OVER VOTES	733	
06 = 6. SAN NICOLAS, Lourdes B.S.	14,886	11.57	11 = UNDER VOTES	94,436	

(CONTINUED FROM PREVIOUS PAGE)

	01	02	03	04	05	06	07	08	09	10	11
0052 18K DEDEDO	426	249	335	325	185	320	230	300	322	36	1739
0053 18L DEDEDO	447	236	352	344	196	319	232	295	342	12	1870
0054 19 YIGO	421	240	337	304	160	345	212	326	306	30	1777
0055 19A YIGO	352	228	303	303	133	331	186	282	260	24	1738
0056 19B YIGO	420	222	341	319	165	353	200	304	308	12	1595
0057 19C YIGO	410	234	320	307	174	344	197	290	303	0	1934
0058 19D YIGO	375	232	318	270	149	296	184	272	302	42	1818

WITH 58 OF 58 PRECINCTS REPORTING

NON Consolidated Commission on Utilities

VOTE FOR 3

	VOTES	PERCENT		VOTES	PERCENT
01 = 1. SANCHEZ II, Simon A. INC	17,692	20.86	08 = 8. BAMBA, Joseph G.	8,787	10.36
02 = 2. LEON GUERRERO, Andrew S.	7,298	8.61	09 = 9. PAYNE, William	4,879	5.75
03 = 3. SANTOS, Francis E.	9,835	11.60	10 = 10. SERVINO, Jose S.	4,156	4.90
04 = 4. GARRIDO, Earl J.	4,761	5.61	11 = 11. HARA, Eloy P. INC	7,411	8.74
05 = 5. TUPAZ, Fred Quinene	3,388	4.00	12 = WRITE-IN	58	.07
06 = 6. HAGEN, William	8,229	9.70	13 = OVER VOTES	2,564	
07 = 7. PALOMO, Benigno M. INC	8,302	9.79	14 = UNDER VOTES	24,671	

	01	02	03	04	05	06	07	08	09	10	11	12	13	14
0001 1 HAGATNA	198	69	117	56	29	107	82	92	54	32	91	1	36	222
0002 2 ASAN-MAINA	435	175	265	110	79	166	188	208	154	67	167	0	66	606
0003 3 PITI	305	123	225	98	51	186	140	166	110	74	141	3	45	384
0004 4 AGAT	270	112	140	75	45	117	167	158	68	54	122	1	66	561
0005 4A AGAT	261	90	134	69	42	101	160	130	78	57	129	1	39	479
0006 4B AGAT	242	108	176	91	51	86	186	166	61	55	118	0	60	446
0007 5 SANTA RITA	309	121	187	69	50	134	163	154	111	61	153	1	63	416
0008 5A SANTA RITA	332	128	214	66	57	168	172	185	125	90	152	1	27	423
0009 6 UMATAC	311	115	143	71	41	80	102	115	37	33	80	0	39	552
0010 7 MERIZO	169	84	107	76	107	68	106	83	41	29	86	0	30	349
0011 7A MERIZO	207	97	131	78	97	73	85	94	47	30	91	0	30	385
0012 8 INARAJAN	283	182	212	120	64	136	145	187	91	44	130	0	51	617
0013 8A INARAJAN	277	157	229	121	86	114	139	165	85	43	130	1	33	516
0014 9 TALOFOFO	302	164	207	115	68	154	155	171	112	50	157	2	51	437
0015 9A TALOFOFO	276	136	196	102	53	134	118	130	95	47	113	1	48	397
0016 10 YONA	294	117	205	79	69	163	161	190	116	56	145	0	42	467
0017 10A YONA	306	148	175	93	66	171	135	173	113	61	128	2	60	364
0018 10B YONA	262	106	167	79	60	119	127	120	72	46	111	0	60	405
0019 11 ORDOT-CHALAN PAGO	252	112	156	88	59	123	140	135	96	52	135	3	30	350
0020 11A ORDOT-CHALAN PAGO	307	128	167	82	74	150	143	171	108	67	143	2	48	387
0021 11B ORDOT-CHALAN PAGO	278	120	177	91	79	112	149	152	91	49	131	3	63	422
0022 12 SINAJANA	322	147	234	127	67	159	163	153	122	49	199	1	60	416
0023 12A SINAJANA	293	155	223	98	64	149	141	134	130	60	221	2	48	430
0024 13 AGANA HEIGHTS	241	101	233	163	88	136	136	186	99	61	125	2	45	363
0025 13A AGANA HEIGHTS	316	132	257	143	59	149	144	216	97	65	132	2	54	420
0026 14 MONG MONG-TOTO-MAITE	417	155	198	88	80	171	210	211	124	80	177	1	63	464
0027 14A MONG MONG-TOTO-MAITE	352	152	185	84	62	141	161	189	95	61	131	1	36	450
0028 15 BARRIGADA	283	183	171	72	45	132	140	128	91	56	109	0	33	324
0029 15A BARRIGADA	311	178	156	75	80	179	150	183	94	57	125	1	25	385
0030 15B BARRIGADA	298	186	174	80	63	167	130	154	116	69	129	0	48	393
0031 15C BARRIGADA	299	168	164	60	60	166	123	146	106	40	126	0	39	411
0032 16 MANGILAO	305	128	160	80	107	168	123	169	120	76	128	0	36	341
0033 16A MANGILAO	316	114	190	84	94	153	141	160	98	79	134	1	33	500
0034 16B MANGILAO	328	147	192	68	119	170	145	175	118	67	142	0	78	336
0035 16C MANGILAO	339	141	181	86	73	152	139	168	92	77	132	2	36	468
0036 17 TAMUNING	316	115	150	60	57	179	136	144	59	93	113	0	18	346
0037 17A TAMUNING	335	94	135	73	50	194	137	131	77	83	122	2	27	457
0038 17B TAMUNING	304	99	135	61	37	145	123	142	70	71	119	1	30	385
0039 17C TAMUNING	299	84	118	57	38	156	158	136	62	80	113	4	57	418
0040 17D TAMUNING	283	91	148	52	38	148	133	133	52	81	112	2	12	392
0041 18 DEDEDO	306	111	149	69	42	131	140	143	52	78	115	0	51	395
0042 18A DEDEDO	308	107	119	70	39	120	130	150	69	98	112	0	51	385
0043 18B DEDEDO	239	93	110	56	25	93	123	110	47	71	81	0	27	374
0044 18C DEDEDO	216	103	114	57	34	107	119	110	66	65	93	2	42	309
0045 18D DEDEDO	254	72	113	50	32	123	98	111	38	91	83	0	36	363
0046 18E DEDEDO	300	93	126	90	47	112	114	117	51	94	120	1	39	393
0047 18F DEDEDO	333	121	146	58	46	153	157	158	53	101	118	1	45	439
0048 18G DEDEDO	358	154	179	82	48	181	177	143	79	122	148	1	60	479
0049 18H DEDEDO	265	121	130	65	38	110	123	147	51	83	103	0	37	364
0050 18I DEDEDO	322	100	142	55	41	142	135	153	69	118	122	1	51	406

WITH 58 OF 58 PRECINCTS REPORTING

~~NON-Consolidated Commission on Utilities~~

VDOTE FOR 3

	VOTES	PERCENT		VOTES	PERCENT
01 = 1. SANCHEZ II, Simon A. INC	17,692	20.86	08 = 8. BAMBA, Joseph G.	8,787	10.36
02 = 2. LEON GUERRERO, Andrew S.	7,298	8.61	09 = 9. PAYNE, William	4,879	5.75
03 = 3. SANTOS, Francis E.	9,835	11.60	10 = 10. SERVINO, Jose S.	4,156	4.90
04 = 4. GARRIDO, Earl J.	4,761	5.61	11 = 11. HARA, Eloy P. INC	7,411	8.74
05 = 5. TUPAZ, Fred Quinene	3,388	4.00	12 = WRITE-IN	58	.07
06 = 6. HAGEN, William	8,229	9.70	13 = OVER VOTES	2,564	
07 = 7. PALOMO, Benigno M. INC	8,302	9.79	14 = UNDER VOTES	24,671	

(CONTINUED FROM PREVIOUS PAGE)

	01	02	03	04	05	06	07	08	09	10	11	12	13	14
0051 18J DEDEDO	268	99	136	70	47	127	111	139	55	77	101	2	30	406
0052 18K DEDEDO	388	135	223	87	43	170	172	176	68	119	127	0	39	486
0053 18L DEDEDO	391	139	181	97	46	188	187	180	79	152	150	1	21	511
0054 19 YIGO	380	143	191	90	52	163	173	147	88	98	128	0	60	517
0055 19A YIGO	373	135	153	81	63	140	120	146	67	108	118	0	78	488
0056 19B YIGO	384	138	146	77	45	172	172	152	90	91	162	0	51	442
0057 19C YIGO	406	125	168	88	46	172	196	158	93	103	154	1	36	513
0058 19D YIGO	368	147	175	79	46	149	159	144	77	85	134	4	45	517

WITH 58 OF 58 PRECINCTS REPORTING

LEGISLATIVE SUBMITTED REFERENDUM

VOTE FOR 1

01 = YES
02 = NO

19,692 56.48
15,175 43.52

03 = OVER VOTES
04 = UNDER VOTES

VOTES PERCENT
15
2,482

	01	02	03	04
0001 1 HAGATNA	237	149	0	10
0002 2 ASAN-MAINA	529	312	0	55
0003 3 PITI	404	241	1	38
0004 4 AGAT	363	219	0	70
0005 4A AGAT	307	234	0	49
0006 4B AGAT	338	221	0	57
0007 5 SANTA RITA	339	267	0	58
0008 5A SANTA RITA	390	286	0	38
0009 6 UMATAC	368	147	1	57
0010 7 MERIZO	276	134	0	35
0011 7A MERIZO	310	143	1	29
0012 8 INARAJAN	425	257	0	72
0013 8A INARAJAN	421	251	0	28
0014 9 TALOFOFO	433	257	0	25
0015 9A TALOFOFO	344	230	1	41
0016 10 YONA	394	264	0	44
0017 10A YONA	376	265	0	24
0018 10B YONA	341	189	0	48
0019 11 ORDOT-CHALAN PAGO	296	251	0	30
0020 11A ORDOT-CHALAN PAGO	342	279	0	39
0021 11B ORDOT-CHALAN PAGO	358	248	0	33
0022 12 SINAJANA	432	267	0	41
0023 12A SINAJANA	405	265	0	46
0024 13 AGANA HEIGHTS	382	248	0	30
0025 13A AGANA HEIGHTS	409	283	2	32
0026 14 MONG MONG-TOTO-MAITE	441	337	0	38
0027 14A MONG MONG-TOTO-MAITE	373	294	0	33
0028 15 BARRIGADA	306	243	0	40
0029 15A BARRIGADA	362	273	0	32
0030 15B BARRIGADA	343	284	1	41
0031 15C BARRIGADA	334	271	0	32
0032 16 MANGILAO	353	272	1	21
0033 16A MANGILAO	382	273	2	42
0034 16B MANGILAO	381	280	0	34
0035 16C MANGILAO	362	306	1	27
0036 17 TAMUNING	290	272	1	33
0037 17A TAMUNING	336	256	0	47
0038 17B TAMUNING	285	246	0	43
0039 17C TAMUNING	284	270	0	40
0040 17D TAMUNING	272	256	0	31
0041 18 DEDEDO	267	281	0	46
0042 18A DEDEDO	297	238	0	51
0043 18B DEDEDO	210	224	0	49
0044 18C DEDEDO	271	172	1	35
0045 18D DEDEDO	213	238	0	37
0046 18E DEDEDO	261	262	0	43
0047 18F DEDEDO	300	300	0	43
0048 18G DEDEDO	308	364	0	65
0049 18H DEDEDO	264	233	0	50
0050 18I DEDEDO	262	312	0	45
0051 18J DEDEDO	274	242	0	40
0052 18K DEDEDO	365	324	0	57
0053 18L DEDEDO	355	331	1	88
0054 19 YIGO	343	345	0	56
0055 19A YIGO	307	319	0	64

WITH 58 OF 58 PRECINCTS REPORTING

~~LEGISLATIVE SUBMITTED REFERENDUM~~

VOTE FOR 1

01 = YES

02 = NO

VOTES PERCENT

19,692 56.48

15,175 43.52

VOTES PERCENT

03 = OVER VOTES

15

04 = UNDER VOTES

2,482

(CONTINUED FROM PREVIOUS PAGE)

	01	02	03	04
0056 19B YIGO	322	343	0	44
0057 19C YIGO	369	327	1	56
0058 19D YIGO	381	280	0	50



GUAM ELECTION COMMISSION
Kumision Eleksion Guåhan



Your **VOTE** is your voice. ✓ **BOFA** ya un ina kuenta.

**CERTIFICATION OF VOTES FOR THE
 2014 GENERAL ELECTION**

HAGATNA

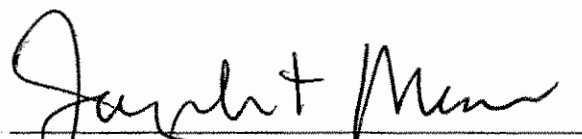
GOVERNOR / LT. GOVERNOR	<u>396</u>
NON-VOTING DELEGATE TO THE U.S. HOUSE OF REPRESENTATIVES	<u>396</u>
LEGISLATURE	<u>396</u>
JUDICIAL RETENTION QUESTIONS	<u>396</u>
ATTORNEY GENERAL	<u>396</u>
GUAM EDUCATION BOARD	<u>396</u>
CONSOLIDATED COMMISSION ON UTILITIES	<u>396</u>
LEGISLATIVE-SUBMITTED REFERENDUM	<u>396</u>

CERTIFIED BY:


GUAM ELECTION COMMISSION BOARD OF DIRECTORS

NOV 22 2014


DATE CERTIFIED



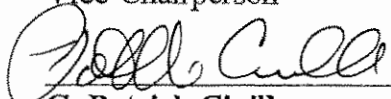
Joseph F. Mesa Date
 Chairman




Alice M. Taijeron Date
 Vice-Chairperson




Dot H. Chargualaf Date
 Member




G. Patrick Civile Date
 Member



Joseph P. Mafnas Date
 Member



Martha C. Ruth Date
 Member



Johnny P. Taitano Date
 Member

PRECINCT REPORT

GUAM
GENERAL ELECTION
NOVEMBER 4, 2014

(2014 Guam GE M650)

RUN DATE:11/25/14 12:31 AM

REPORT-EL30

PAGE 0001-01

0001 1 HAGATNA

	VOTES	PERCENT
REGISTERED VOTERS - TOTAL	497	
BALLOTS CAST - TOTAL	396	
VOTER TURNOUT - TOTAL		79.68

Governor and Lt Governor

VOTE FOR 1		
1. GUTIERREZ/GUMATAOTAO (DEM)	107	29.00
1. CALVO/TENORIO INC (REP)	258	69.92
WRITE-IN	4	1.08
Total	369	
Over Votes	15	
Under Votes	12	

Guam Legislature

VOTE FOR 15		
1. AGUON JR., Frank Blas INC (DEM)	211	4.75
2. BAZA-HILLS, Derick (DEM)	62	1.39
3. RODRIGUEZ JR., Dennis G. INC (DEM)	182	4.09
4. CRUZ JR., Rodney A. (DEM)	46	1.03
5. RESPICIO, Rory J. INC (DEM)	144	3.24
6. GUTHERTZ, Dr. Judith Paulette (DEM)	92	2.07
7. PALACIOS, Adolpho Borja (DEM)	117	2.63
8. CRISTOBAL, Hope Alvarez (DEM)	111	2.50
9. CRUZ, Benjamin J.F. INC (DEM)	148	3.33
10. SAN NICOLAS, Michael F.Q. INC (DEM)	140	3.15
11. UNDERWOOD, Nerissa Bretania (DEM)	129	2.90
12. WON PAT, Judith T. P. INC (DEM)	130	2.92
13. MUNA BARNES, Tina INC (DEM)	162	3.64
14. UNGACTA, Frank T. Jr. (DEM)	27	.61
15. ADA, Thomas C. INC (DEM)	187	4.21
1. TORRES, Mary Camacho (REP)	203	4.57
2. BLAS, Roland (REP)	126	2.83
3. DUENAS, Christopher M. INC (REP)	213	4.79
4. ADA, Tony INC (REP)	248	5.58
5. PEREZ, Valentino Gumataotao (REP)	129	2.90
6. LEON GUERRERO, Glenn A. (REP)	167	3.76
7. BLAS JR., Frank F. (REP)	189	4.25
8. MORRISON, Tommy INC (REP)	196	4.41
9. MCCREADIE, Brant T. INC (REP)	173	3.89
10. ESPALDON, Jim. (REP)	223	5.02
11. YAMASHITA, PhD Aline A. INC (REP)	166	3.73
12. MENDIOLA, Adonis J.C. (REP)	159	3.58
13. TAITANO, Michelle H. (REP)	117	2.63
14. CASTRO, Wil (REP)	155	3.49
15. BENAVENTE, Felix C. (REP)	80	1.80
WRITE-IN	14	.31
Total	4446	
Over Votes	30	
Under Votes	1457	

NV Delegate U.S. Rep.

VOTE FOR 1		
1. BORDALLO, Madeleine Z. INC (DEM)	188	50.00
1. METCALFE, Margaret G. (REP)	185	49.20
WRITE-IN	3	.80
Total	376	
Over Votes	1	
Under Votes	19	

RETAIN TORRES

VOTE FOR 1		
YES	279	80.87
NO	66	19.13
Total	345	
Over Votes	1	
Under Votes	50	

RETAIN BORDALLO

VOTE FOR 1		
YES	286	88.00
NO	39	12.00
Total	325	
Over Votes	0	
Under Votes	71	

NON Attorney General

VOTE FOR 1		
1. BARRETT-ANDERSON, Elizabeth	241	65.49
2. RAPADAS, Leonard M. INC	126	34.24
WRITE-IN	1	.27
Total	368	
Over Votes	1	
Under Votes	27	

NON Guam Education Board

VOTE FOR 6		
1. ADA, Peter Alexxis D. INC	249	18.07
2. SANTOS, Joseph Cruz	122	8.85
3. BENAVENTE, Lourdes M. INC	140	10.16
4. CRUZ, Dr. Jose Q. INC	182	13.21
5. AYUYU, Ronald A. INC	96	6.97
6. SAN NICOLAS, Lourdes B.S.	143	10.38
7. TAINATONGO, Rosie Rivera	142	10.30
8. GUTIERREZ, Maria A. INC	140	10.16
9. SAN AGUSTIN, Albert T. INC	164	11.90
Total	1378	
Over Votes	0	
Under Votes	996	

RUN DATE:11/25/14 12:31 AM

REPORT-EL30

PAGE 0001-02

0001 1 HAGATNA

VOTES PERCENT

NON Consolidated Commission on Utilities

VOTE FOR 3

1. SANCHEZ II, Simon A. INC	198	21.34
2. LEON GUERRERO, Andrew S.	69	7.44
3. SANTOS, Francis E.	117	12.61
4. GARRIDO, Earl J.	56	6.03
5. TUPAZ, Fred Quinene	29	3.13
6. HAGEN, William.	107	11.53
7. PALOMO, Berrigno M. INC	82	8.84
8. BAMBA, Joseph G.	92	9.91
9. PAYNE, William.	54	5.82
10. SERVINO, Jose S..	32	3.45
11. HARA, Eloy P. INC	91	9.81
WRITE-IN.	1	.11
Total	928	
Over Votes	36	
Under Votes	222	

LEGISLATIVE SUBMITTED REFERENDUM

VOTE FOR 1

YES	237	61.40
NO.	149	38.60
Total	386	
Over Votes	0	
Under Votes	10	



GUAM ELECTION COMMISSION

Kumision Eleksion Guahan



Your VOTE is your voice. ✓ BOTA ya un ma kuenta.

CERTIFICATION OF VOTES FOR THE 2014 GENERAL ELECTION

ASAN/MAINA

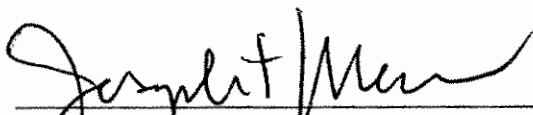
GOVERNOR / LT. GOVERNOR	<u>896</u>
NON-VOTING DELEGATE TO THE U.S. HOUSE OF REPRESENTATIVES LEGISLATURE	<u>896</u>
JUDICIAL RETENTION QUESTIONS	<u>896</u>
ATTORNEY GENERAL	<u>896</u>
GUAM EDUCATION BOARD	<u>896</u>
CONSOLIDATED COMMISSION ON UTILITIES	<u>896</u>
LEGISLATIVE-SUBMITTED REFERENDUM	<u>896</u>

CERTIFIED BY:


GUAM ELECTION COMMISSION BOARD OF DIRECTORS

NOV 22 2014


DATE CERTIFIED




 Joseph F. Mesa Date
 Chairman



 Alice M. Tajeron Date
 Vice-Chairperson




 Dot H. Chagnalaf Date
 Member



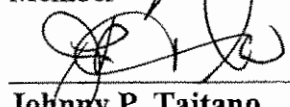
 G. Patrick Civile Date
 Member



 Joseph P. Mafnas Date
 Member



 Martha C. Ruth Date
 Member



 Johnny P. Taitano Date
 Member

0002 2 ASAN-MAINA

	VOTES	PERCENT
REGISTERED VOTERS - TOTAL	1162	
BALLOTS CAST - TOTAL	896	
VOTER TURNOUT - TOTAL		77.11

Governor and Lt Governor

VOTE FOR 1		
1. GUTIERREZ/GUMATAOTAO (DEM)	322	37.49
1. CALVO/TENORIO INC (REP)	536	62.40
WRITE-IN	1	.12
Total	859	
Over Votes	20	
Under Votes	17	

Guam Legislature

VOTE FOR 15		
1. AGUON JR., Frank Blas INC (DEM)	584	5.60
2. BAZA-HILLS, Derick (DEM)	252	2.42
3. RODRIGUEZ JR., Dennis G. INC (DEM)	492	4.72
4. CRUZ JR., Rodney A. (DEM)	169	1.62
5. RESPICIO, Rory J. INC (DEM)	376	3.61
6. GUTHERTZ, Dr. Judith Paulette (DEM)	258	2.47
7. PALACIOS, Adolpho Borja (DEM)	313	3.00
8. CRISTOBAL, Hope Alvarez (DEM)	267	2.56
9. CRUZ, Benjamin J.F. INC (DEM)	443	4.25
10. SAN NICOLAS, Michael F.Q. INC (DEM)	410	3.93
11. UNDERWOOD, Nerissa Bretania (DEM)	349	3.35
12. WON PAT, Judith T. P. INC (DEM)	430	4.12
13. MUNA BARNES, Tina INC (DEM)	414	3.97
14. UNGACTA, Frank T. Jr. (DEM)	100	.96
15. ADA, Thomas C. INC (DEM)	483	4.63
1. TORRES, Mary Camacho (REP)	395	3.79
2. BLAS, Roland (REP)	283	2.71
3. DUENAS, Christopher M. INC (REP)	364	3.49
4. ADA, Tony INC (REP)	505	4.84
5. PEREZ, Valentino Gumataotao (REP)	156	1.50
6. LEON GUERRERO, Glenn A. (REP)	329	3.15
7. BLAS JR., Frank F. (REP)	393	3.77
8. MORRISON, Tommy INC (REP)	444	4.26
9. McCREADIE, Brant T. INC (REP)	365	3.50
10. ESPALDON, Jim. (REP)	391	3.75
11. YAMASHITA, PhD Aline A. INC (REP)	325	3.12
12. MENDIOLA, Adonis J.C. (REP)	312	2.99
13. TAITANO, Michelle H. (REP)	312	2.99
14. CASTRO, Wil (REP)	365	3.50
15. BENAVENTE, Felix C. (REP)	136	1.30
WRITE-IN	14	.13
Total	10429	
Over Votes	135	
Under Votes	2852	

NV Delegate U.S. Rep.

VOTE FOR 1		
1. BORDALLO, Madeleine Z. INC (DEM)	498	57.44
1. METCALFE, Margaret G. (REP)	368	42.45
WRITE-IN	1	.12
Total	867	
Over Votes	3	
Under Votes	26	

RETAIN TORRES

VOTE FOR 1		
YES	600	81.41
NO	137	18.59
Total	737	
Over Votes	0	
Under Votes	158	

RETAIN BORDALLO

VOTE FOR 1		
YES	580	84.80
NO	104	15.20
Total	684	
Over Votes	0	
Under Votes	211	

NON Attorney General

VOTE FOR 1		
1. BARRETT-ANDERSON, Elizabeth	563	66.86
2. RAPADAS, Leonard M. INC.	279	33.14
WRITE-IN	0	
Total	842	
Over Votes	1	
Under Votes	53	

NON Guam Education Board

VOTE FOR 6		
1. ADA, Peter Alexis D. INC	518	17.46
2. SANTOS, Joseph Cruz	289	9.74
3. BENAVENTE, Lourdes M. INC	327	11.02
4. CRUZ, Dr. Jose Q. INC	398	13.41
5. AYUYU, Ronald A. INC.	189	6.37
6. SAN NICOLAS, Lourdes B.S.	335	11.29
7. TAINATONGO, Rosie Rivera	258	8.70
8. GUTIERREZ, Maria A. INC.	311	10.48
9. SAN AGUSTIN, Albert T. INC.	342	11.53
Total	2967	
Over Votes	18	
Under Votes	2386	

RUN DATE:11/25/14 12:31 AM

REPORT-EL30 PAGE 0002-02

0002-2 ASAN-MAINA

VOTES PERCENT

NON Consolidated Commission on Utilities

VOTE FOR 3

1. SANCHEZ II, Simon A. INC	435	21.60
2. LEON GUERRERO, Andrew S.	175	8.69
3. SANTOS, Francis E.	265	13.16
4. GARRIDO, Earl J.	110	5.46
5. TUPAZ, Fred Quinene	79	3.92
6. HAGEN, William.	166	8.24
7. PALOMO, Benigno M. INC	188	9.33
8. BAMBA, Joseph G.	208	10.33
9. PAYNE, William.	154	7.65
10. SERVINO, Jose S..	67	3.33
11. HARA, Eloy P. INC	167	8.29
WRITE-IN.	0	
Total	2014	
Over Votes	66	
Under Votes	606	

LEGISLATIVE SUBMITTED REFERENDUM

VOTE FOR 1

YES	529	62.90
NO.	312	37.10
Total	841	
Over Votes	0	
Under Votes	55	



GUAM ELECTION COMMISSION
Kumision Eleksion Guahan



Your VOTE is your voice. ✓ BOTA ya un ma kuenta.

**CERTIFICATION OF VOTES FOR THE
 2014 GENERAL ELECTION**

PITI


GOVERNOR / LT. GOVERNOR	<u>686</u>
NON-VOTING DELEGATE TO THE U.S. HOUSE OF REPRESENTATIVES LEGISLATURE	<u>686</u>
JUDICIAL RETENTION QUESTIONS	<u>686</u>
ATTORNEY GENERAL	<u>686</u>
GUAM EDUCATION BOARD	<u>686</u>
CONSOLIDATED COMMISSION ON UTILITIES	<u>686</u>
LEGISLATIVE-SUBMITTED REFERENDUM	<u>686</u>

CERTIFIED BY:

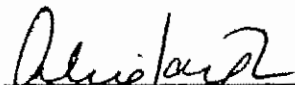
GUAM ELECTION COMMISSION BOARD OF DIRECTORS

NOV 22 2014


DATE CERTIFIED




 Joseph F. Mesa Date
 Chairman




 Alice M. Taijeron Date
 Vice-Chairperson




 Dot H. Changuaaf Date
 Member




 G. Patrick Civile Date
 Member



 Joseph P. Mafnas Date
 Member



 Martha C. Ruth Date
 Member



 Johnny P. Taitano Date
 Member

0003 3 PITI

	VOTES	PERCENT
REGISTERED VOTERS - TOTAL	903	
BALLOTS CAST - TOTAL	686	
VOTER TURNOUT - TOTAL		75.97

Governor and Lt Governor

VOTE FOR 1		
1. GUTIERREZ/GUMATAOTAO (DEM)	239	36.32
1. CALVO/TENORIO INC (REP)	419	63.68
WRITE-IN	0	
Total	658	
Over Votes	13	
Under Votes	15	

Guam Legislature

VOTE FOR 15		
1. AGUON JR., Frank Blas INC (DEM)	423	5.22
2. BAZA-HILLS, Derick (DEM)	181	2.23
3. RODRIGUEZ JR., Dennis G. INC (DEM)	358	4.42
4. CRUZ JR., Rodney A. (DEM)	128	1.58
5. RESPICIO, Rory J. INC (DEM)	289	3.57
6. GUTHERTZ, Dr. Judith Paulette (DEM)	237	2.92
7. PALACIOS, Adolpho Borja (DEM)	253	3.12
8. CRISTOBAL, Hope Alvarez (DEM)	211	2.60
9. CRUZ, Benjamin J.F. INC (DEM)	346	4.27
10. SAN NICOLAS, Michael F.Q. INC (DEM)	327	4.03
11. UNDERWOOD, Nerissa Bretania (DEM)	295	3.64
12. WON PAT, Judith T. P. INC (DEM)	328	4.05
13. MUNA BARNES, Tina INC (DEM)	340	4.19
14. UNGACTA, Frank T. Jr. (DEM)	78	.96
15. ADA, Thomas C. INC (DEM)	371	4.58
1. TORRES, Mary Camacho (REP)	343	4.23
2. BLAS, Roland (REP)	165	2.05
3. DUENAS, Christopher M. INC (REP)	268	3.31
4. ADA, Tony INC (REP)	387	4.77
5. PEREZ, Valentino Gumataotao (REP)	153	1.89
6. LEON GUERRERO, Glenn A. (REP)	253	3.12
7. BLAS JR., Frank F. (REP)	298	3.68
8. MORRISON, Tommy INC (REP)	363	4.48
9. McCREADIE, Brant T. INC (REP)	292	3.60
10. ESPALDON, Jim. (REP)	348	4.29
11. YAMASHITA, PhD Aline A. INC (REP)	266	3.28
12. MENDIOLA, Adonis J.C. (REP)	218	2.69
13. TAITANO, Michelle H. (REP)	184	2.27
14. CASTRO, Wil (REP)	265	3.27
15. BENAVENTE, Felix C. (REP)	122	1.51
WRITE-IN	14	.17
Total	8105	
Over Votes	76	
Under Votes	2067	

NV Delegate U.S. Rep.

VOTE FOR 1		
1. BORDALLO, Madeleine Z. INC (DEM)	383	58.21
1. METCALFE, Margaret G. (REP)	270	41.03
WRITE-IN	5	.76
Total	658	
Over Votes	2	
Under Votes	25	

RETAIN TORRES

VOTE FOR 1		
YES	461	80.88
NO	109	19.12
Total	570	
Over Votes	0	
Under Votes	115	

RETAIN BORDALLO

VOTE FOR 1		
YES	441	81.67
NO	99	18.33
Total	540	
Over Votes	1	
Under Votes	144	

NON Attorney General

VOTE FOR 1		
1. RAPPETT-ANDERSON, Elizabeth	465	72.32
2. RAPADAS, Leonard M. INC.	175	27.22
WRITE-IN	3	.47
Total	643	
Over Votes	2	
Under Votes	40	

NON Guam Education Board

VOTE FOR 6		
1. ADA, Peter Alexxis D. INC	385	16.24
2. SANTOS, Joseph Cruz	222	9.36
3. BENAVENTE, Lourdes M. INC	249	10.50
4. CRUZ, Dr. Jose Q. INC	316	13.33
5. AYUYU, Ronald A. INC.	163	6.87
6. SAN NICOLAS, Lourdes B.S.	270	11.39
7. TAINATONGO, Rosie Rivera	262	11.05
8. GUTIERREZ, Maria A. INC.	231	9.74
9. SAN AGUSTIN, Albert T. INC.	273	11.51
Total	2371	
Over Votes	18	
Under Votes	1700	

RUN DATE:11/25/14 12:31 AM

REPORT-EL30

PAGE 0003-02

0003 3 PITI

VOTES PERCENT

NON Consolidated Commission on Utilities

VOTE FOR 3

1. SANCHEZ II, Simon A. INC	305	18.80
2. LEON GUERRERO, Andrew S.	123	7.58
3. SANTOS, Francis E.	225	13.87
4. GARRIDO, Earl J.	98	6.04
5. TUPAZ, Fred Quinene	51	3.14
6. HAGEN, William.	186	11.47
7. PALOMO, Benigno M. INC	140	8.63
8. BAMBA, Joseph G.	166	10.23
9. PAYNE, William.	110	6.78
10. SERVINO, Jose S.	74	4.56
11. HARA, Eloy P. INC	141	8.69
WRITE-IN.	3	.18
Total	1622	
Over Votes	45	
Under Votes	384	

LEGISLATIVE SUBMITTED REFERENDUM

VOTE FOR 1

YES	404	62.64
NO.	241	37.36
Total	645	
Over Votes	1	
Under Votes	38	



GUAM ELECTION COMMISSION
Kumision Eleksion Guåhan



Your VOTE is your voice. ✓ BOTA ya um ma kuenta.

**CERTIFICATION OF VOTES FOR THE
 2014 GENERAL ELECTION**

AGAT


GOVERNOR / LT. GOVERNOR	<u>1858</u>
NON-VOTING DELEGATE TO THE U.S. HOUSE OF REPRESENTATIVES LEGISLATURE	<u>1858</u> <u>1858</u>
JUDICIAL RETENTION QUESTIONS	<u>1858</u>
ATTORNEY GENERAL	<u>1858</u>
GUAM EDUCATION BOARD	<u>1858</u>
CONSOLIDATED COMMISSION ON UTILITIES	<u>1858</u>
LEGISLATIVE-SUBMITTED REFERENDUM	<u>1858</u>

CERTIFIED BY:


GUAM ELECTION COMMISSION BOARD OF DIRECTORS

NOV 22 2014


DATE CERTIFIED




Joseph F. Mesa Date
 Chairman



Alice M. Tajeron 12/1/2014 Date
 Vice-Chairperson



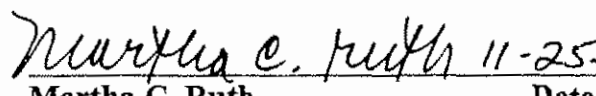
Dot H. Chargataf Date
 Member




G. Patrick Civile 11/25/14 Date
 Member



Joseph P. Mafnas 16 DEC 14 Date
 Member



Martha C. Ruth 11-25-14 Date
 Member



Johnny P. Taitano 22 NOV 14 Date
 Member

RUN DATE:11/25/14 12:31 AM

REPORT-EL30

PAGE 0004-01

0004 4 AGAT

	VOTES	PERCENT
REGISTERED VOTERS - TDAL	899	
BALLOTS CAST - TOTAL	652	
VOTER TURNOUT - TOTAL		72.53

Governor and Lt Governor

VOTE FOR 1		
1. GUTIERREZ/GUMATAOTAO (DEM)	239	39.05
1. CALVO/TENORIO INC (REP)	368	60.13
WRITE-IN	5	.82
Total	612	
Over Votes	32	
Under Votes	8	

Guam Legislature

VOTE FOR 15		
1. AGUON JR., Frank Blas INC (DEM)	381	5.31
2. BAZA-HILLS, Derick (DEM)	334	4.66
3. RODRIGUEZ JR., Dennis G. INC (DEM)	319	4.45
4. CRUZ JR., Rodney A. (DEM)	103	1.44
5. RESPICIO, Rory J. INC (DEM)	305	4.25
6. GUTHERTZ, Dr. Judith Paulette (DEM)	177	2.47
7. PALACIOS, Adolpho Borja (DEM)	217	3.02
8. CRISTOBAL, Hope Alvarez (DEM)	145	2.02
9. CRUZ, Benjamin J.F. INC (DEM)	273	3.80
10. SAN NICOLAS, Michael F.Q. INC (DEM)	300	4.18
11. UNDERWOOD, Nerissa Bretania (DEM)	326	4.54
12. WON PAT, Judith T. P. INC (DEM)	289	4.03
13. MUNA BARNES, Tina INC (DEM)	269	3.75
14. UNGACTA, Frank T. Jr. (DEM)	54	.75
15. ADA, Thomas C. INC (DEM)	291	4.06
1. TORRES, Mary Camacho (REP)	307	4.28
2. BLAS, Roland (REP)	146	2.03
3. DUENAS, Christopher M. INC (REP)	237	3.30
4. ADA, Tony INC (REP)	341	4.75
5. PEREZ, Valentino Gumataotao (REP)	89	1.24
6. LEON GUERRERO, Glenn A. (REP)	187	2.61
7. BLAS JR., Frank F. (REP)	246	3.43
8. MORRISON, Tommy INC (REP)	365	5.09
9. MCCREADIE, Brant T. INC (REP)	259	3.61
10. ESPALDON, Jim. (REP)	280	3.90
11. YAMASHITA, PhD Aline A. INC (REP)	264	3.68
12. MENDIOLA, Adonis J.C. (REP)	181	2.52
13. TAITANO, Michelle H. (REP)	146	2.03
14. CASTRO, Wil (REP)	241	3.36
15. BENAVENTE, Felix C. (REP)	91	1.27
WRITE-IN	12	.17
Total	7175	
Over Votes	165	
Under Votes	2440	

NV Delegate U.S. Rep.

VOTE FOR 1		
1. BORDALLO, Madeleine Z. INC (DEM)	352	57.33
1. METCALFE, Margaret G. (REP)	261	42.51
WRITE-IN	1	.16
Total	614	
Over Votes	6	
Under Votes	32	

RETAIN TORRES

VOTE FOR 1		
YES	402	83.23
NO	81	16.77
Total	483	
Over Votes	0	
Under Votes	169	

RETAIN BORDALLO

VOTE FOR 1		
YES	393	85.81
NO	65	14.19
Total	458	
Over Votes	0	
Under Votes	194	

NON Attorney General

VOTE FOR 1		
1. BARRETT-ANDERSON, Elizabeth	429	72.10
2. RAPADAS, Leonard M. INC.	165	27.73
WRITE-IN	1	.17
Total	595	
Over Votes	2	
Under Votes	55	

NON Guam Education Board

VOTE FOR 6		
1. ADA, Peter Alexxis D. INC	318	15.96
2. SANTOS, Joseph Cruz	184	9.24
3. BENAVENTE, Lourdes M. INC	216	10.84
4. CRUZ, Dr. Jose Q. INC	280	14.06
5. AYUYU, Ronald A. INC.	126	6.33
6. SAN NICOLAS, Lourdes B.S.	208	10.44
7. TAINATONGO, Rosie Rivera	235	11.80
8. GUTIERREZ, Maria A. INC.	217	10.89
9. SAN AGUSTIN, Albert T. INC.	208	10.44
Total	1992	
Over Votes	12	
Under Votes	1902	

RUN DATE:11/25/14 12:31 AM

REPORT-EL30

PAGE 0004-02

0004 4 AGAT

VOTES PERCENT

NON Consolidated Commission on Utilities

VOTE FOR 3

1. SANCHEZ II, Simon A. INC	270	20.32
2. LEON GUERRERO, Andrew S.	112	8.43
3. SANTOS, Francis E.	140	10.53
4. GARRIDO, Earl J.	75	5.64
5. TUPAZ, Fred Quinene	45	3.39
6. HAGEN, William.	117	8.80
7. PALOMO, Benigno M. INC	167	12.57
8. BAMBA, Joseph G.	158	11.89
9. PAYNE, William.	68	5.12
10. SERVINO, Jose S..	54	4.06
11. HARA, Eloy P. INC	122	9.18
WRITE-IN.	1	.08
Total	1329	
Over Votes	66	
Under Votes	561	

LEGISLATIVE SUBMITTED REFERENDUM

VOTE FOR 1

YES	363	62.37
NO.	219	37.63
Total	582	
Over Votes	0	
Under Votes	70	

0005 4A AGAT

	VOTES	PERCENT
REGISTERED VOTERS - TOTAL	818	
BALLOTS CAST - TOTAL	590	
VOTER TURNOUT - TOTAL		72.13

Governor and Lt. Governor

VOTE FOR 1		
1. GUTIERREZ/GUMATAOTAO (DEM)	212	37.52
1. CALVO/TENORIO INC (REP)	351	62.12
WRITE-IN	2	.35
Total	565	
Over Votes	21	
Under Votes	4	

Guam Legislature

VOTE FOR 15		
1. AGUON JR., Frank Blas INC (DEM)	346	5.17
2. BAZA-HILLS, Derick (DEM)	289	4.32
3. RODRIGUEZ JR., Dennis G. INC (DEM)	299	4.47
4. CRUZ JR., Rodney A. (DEM)	73	1.09
5. RESPICIO, Rory J. INC (DEM)	241	3.60
6. GUTHERTZ, Dr. Judith Paulette (DEM)	179	2.67
7. PALACIOS, Adolfo Borja (DEM)	187	2.79
8. CRISTOBAL, Hope Alvarez (DEM)	112	1.67
9. CRUZ, Benjamin J.F. INC (DEM)	243	3.63
10. SAN NICOLAS, Michael F.Q. INC (DEM)	237	3.54
11. UNDERWOOD, Nerissa Bretania (DEM)	284	4.24
12. WON PAT, Judith T. P. INC (DEM)	263	3.93
13. MUNA BARNES, Tina INC (DEM)	243	3.63
14. UNGACTA, Frank T. Jr. (DEM)	36	.54
15. ADA, Thomas C. INC (DEM)	292	4.36
1. TORRES, Mary Camacho (REP)	281	4.20
2. BLAS, Roland (REP)	153	2.29
3. DUENAS, Christopher M. INC (REP)	217	3.24
4. ADA, Tony INC (REP)	328	4.90
5. PEREZ, Valentino Gumataotao (REP)	98	1.46
6. LEON GUERRERO, Glenn A. (REP)	180	2.69
7. BLAS JR., Frank F. (REP)	265	3.96
8. MORRISON, Tommy INC (REP)	353	5.27
9. McCREADIE, Brant T. INC (REP)	261	3.90
10. ESPALDON, Jim. (REP)	313	4.68
11. YAMASHITA, PhD Aline A. INC (REP)	253	3.78
12. MENDIOLA, Adonis J.C. (REP)	181	2.70
13. TAITANO, Michelle H. (REP)	131	1.96
14. CASTRO, Wil (REP)	239	3.57
15. BENAVENTE, Felix C. (REP)	99	1.48
WRITE-IN	16	.24
Total	6692	
Over Votes	105	
Under Votes	2053	

NV Delegate U.S. Rep.

VOTE FOR 1		
1. BORDALLO, Madeleine Z. INC (DEM)	305	53.79
1. METCALFE, Margaret G. (REP)	260	45.86
WRITE-IN	2	.35
Total	567	
Over Votes	2	
Under Votes	21	

RETAIN TORRES

VOTE FOR 1		
YES	362	81.35
NO.	83	18.65
Total	445	
Over Votes	0	
Under Votes	145	

RETAIN BORDALLO

VOTE FOR 1		
YES	362	86.60
NO.	56	13.40
Total	418	
Over Votes	0	
Under Votes	172	

NON Attorney General

VOTE FOR 1		
1. BARRETT-ANDERSON, Elizabeth	357	66.23
2. RAPADAS, Leonard M. INC.	182	33.77
WRITE-IN	0	
Total	539	
Over Votes	1	
Under Votes	50	

NON Guam Education Board

VOTE FOR 6		
1. ADA, Peter Atecxis D. INC	314	16.33
2. SANTOS, Joseph Cruz	183	9.52
3. BENAVENTE, Lourdes M. INC	211	10.97
4. CRUZ, Dr. Jose Q. INC	258	13.42
5. AYUYU, Ronald A. INC.	131	6.81
6. SAN NICOLAS, Lourdes B.S.	206	10.71
7. TAINATONGO, Rosie Rivera	208	10.82
8. GUTIERREZ, Maria A. INC.	193	10.04
9. SAN AGUSTIN, Albert T. INC.	219	11.39
Total	1923	
Over Votes	12	
Under Votes	1604	

RUN DATE:11/25/14 12:31 AM

REPORT-EL30

PAGE 0005-02

0005 4A AGAT

VOTES PERCENT

NON Consolidated Commission on Utilities

VOTE FOR 3

1. SANCHEZ II, Simon A. INC	261	20.85
2. LEON GUERRERO, Andrew S.	90	7.19
3. SANTOS, Francis E.	134	10.70
4. GARRIDO, Earl J.	69	5.51
5. TUPAZ, Fred Quinene	42	3.35
6. HAGEN, William.	101	8.07
7. PALOMO, Benigno M. INC	160	12.78
8. BAMBA, Joseph G.	130	10.38
9. PAYNE, William.	78	6.23
10. SERVINO, Jose S.	57	4.55
11. HARA, Eloy P. INC	129	10.30
WRITE-IN.	1	.08
Total	1252	
Over Votes	39	
Under Votes	479	

LEGISLATIVE SUBMITTED REFERENDUM

VOTE FOR 1

YES	307	56.75
NO.	234	43.25
Total	541	
Over Votes	0	
Under Votes	49	

0006 4B AGAT

	VOTES	PERCENT
REGISTERED VOTERS - TOTAL	839	
BALLOTS CAST - TOTAL	616	
VOTER TURNOUT - TOTAL		73.42

Governor and Lt Governor

VOTE FOR 1		
1. GUTIERREZ/GUMATAOTAO (DEM)	233	39.69
1. CALVO/TENORIO INC (REP)	351	59.80
WRITE-IN	3	.51
Total	587	
Over Votes	19	
Under Votes	10	

Guam Legislature

VOTE FOR 15		
1. AGUON JR., Frank Blas INC (DEM)	379	5.34
2. BAZA-HILLS, Derick (DEM)	329	4.63
3. RODRIGUEZ JR., Dennis G. INC (DEM)	309	4.35
4. CRUZ JR., Rodney A. (DEM)	106	1.49
5. RESPICIO, Rory J. INC (DEM)	288	4.05
6. GUTHERTZ, Dr. Judith Paulette (DEM)	193	2.72
7. PALACIOS, Adolpho Borja (DEM)	217	3.06
8. CRISTOBAL, Hope Alvarez (DEM)	166	2.34
9. CRUZ, Benjamin J.F. INC (DEM)	276	3.89
10. SAN NICOLAS, Michael F.Q. INC (DEM)	275	3.87
11. UNDERWOOD, Nerissa Bretania (DEM)	298	4.20
12. WON PAT, Judith T. P. INC (DEM)	285	4.01
13. MUNA BARNES, Tina INC (DEM)	276	3.89
14. UNGACTA, Frank T. Jr. (DEM)	52	.73
15. ADA, Thomas C. INC (DEM)	295	4.15
1. TORRES, Mary Camacho (REP)	304	4.28
2. BLAS, Roland (REP)	141	1.99
3. DUENAS, Christopher M. INC (REP)	240	3.38
4. ADA, Tony INC (REP)	311	4.38
5. PEREZ, Valentino Gumataotao (REP)	98	1.38
6. LEON GUERRERO, Glenn A. (REP)	204	2.87
7. BLAS JR., Frank F. (REP)	250	3.52
8. MORRISON, Tommy INC (REP)	369	5.19
9. McCREADIE, Brant T. INC (REP)	245	3.45
10. ESPALDON, Jim. (REP)	264	3.72
11. YAMASHITA, PhD Aline A. INC (REP)	272	3.83
12. MENDIOLA, Adonis J.C. (REP)	177	2.49
13. TAITANO, Michelle H. (REP)	144	2.03
14. CASTRO, Wil (REP)	235	3.31
15. BENAVENTE, Felix C. (REP)	94	1.32
WRITE-IN	11	.15
Total	7103	
Over Votes	120	
Under Votes	2004	

NV Delegate U.S. Rep.

VOTE FOR 1		
1. BORDALLO, Madeleine Z. INC (DEM)	337	57.41
1. METCALFE, Margaret G. (REP)	248	42.25
WRITE-IN	2	.34
Total	587	
Over Votes	3	
Under Votes	25	

RETAIN TORRES

VOTE FOR 1		
YES	392	81.67
NO	88	18.33
Total	480	
Over Votes	0	
Under Votes	136	

RETAIN BORDALLO

VOTE FOR 1		
YES	348	81.69
NO	78	18.31
Total	426	
Over Votes	0	
Under Votes	190	

NON Attorney General

VOTE FOR 1		
1. BARRETT-ANDERSON, Elizabeth	389	69.22
2. RAPADAS, Leonard M. INC	172	30.60
WRITE-IN	1	.18
Total	562	
Over Votes	0	
Under Votes	54	

NON Guam Education Board

VOTE FOR 6		
1. ADA, Peter Alexis D. INC	314	15.28
2. SANTOS, Joseph Cruz	193	9.39
3. BENAVENTE, Lourdes M. INC	208	10.12
4. CRUZ, Dr. Jose Q. INC	283	13.77
5. AYUYU, Ronald A. INC	145	7.06
6. SAN NICOLAS, Lourdes B.S.	241	11.73
7. TAINATONGO, Rosie Rivera	237	11.53
8. GUTIERREZ, Maria A. INC	202	9.83
9. SAN AGUSTIN, Albert T. INC	232	11.29
Total	2055	
Over Votes	18	
Under Votes	1611	

RUN DATE:11/25/14 12:31 AM

REPORT-EL30

PAGE 0006-02

0006 4B AGAT

VOTES PERCENT

NON Consolidated Commission on Utilities

VOTE FOR 3

1. SANCHEZ II, Simon A. INC	242	18.06
2. LEON GUERRERO, Andrew S.	108	8.06
3. SANTOS, Francis E.	176	13.13
4. GARRIDO, Earl J.	91	6.79
5. TUPAZ, Fred Quinene	51	3.81
6. HAGEN, William.	85	6.42
7. PALOMO, Benigno M. INC	186	13.88
8. BAMBA, Joseph G.	166	12.39
9. PAYNE, William.	61	4.55
10. SERVINO, Jose S.	55	4.10
11. HARA, Eloy P. INC	118	8.81
WRITE-IN.	0	
Total	1340	
Over Votes	60	
Under Votes	446	

LEGISLATIVE SUBMITTED REFERENDUM

VOTE FOR 1

YES	338	60.47
NO.	221	39.53
Total	559	
Over Votes	0	
Under Votes	57	



GUAM ELECTION COMMISSION
Kumision Eleksion Guahan



Your VOTE is your voice. ✓ BOTA ya un ma kuenta.

**CERTIFICATION OF VOTES FOR THE
 2014 GENERAL ELECTION**

SANTA RITA


GOVERNOR / LT. GOVERNOR	<u>1378</u>
NON-VOTING DELEGATE TO THE U.S. HOUSE OF REPRESENTATIVES LEGISLATURE	<u>1378</u> <u>1378</u>
JUDICIAL RETENTION QUESTIONS	<u>1378</u>
ATTORNEY GENERAL	<u>1378</u>
GUAM EDUCATION BOARD	<u>1378</u>
CONSOLIDATED COMMISSION ON UTILITIES	<u>1378</u>
LEGISLATIVE-SUBMITTED REFERENDUM	<u>1378</u>

CERTIFIED BY:

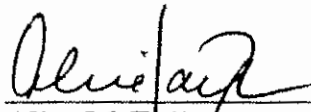
GUAM ELECTION COMMISSION BOARD OF DIRECTORS

NOV 22 2014


DATE CERTIFIED




 Joseph F. Mesa Date
 Chairman




 Alice M. Taijeron Date
 Vice-Chairperson



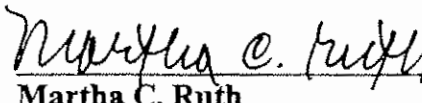
 Dgt H. Chargualaf Date
 Member




 G. Patrick Civile Date
 Member



 Joseph P. Mafnas Date
 Member



 Martha C. Ruth Date
 Member



 Johnny P. Taitano Date
 Member

RUN DATE:11/25/14 12:31 AM

REPORT-EL30

PAGE 0007-01

0007 5 SANTA RITA

	VOTES	PERCENT
REGISTERED VOTERS - TOTAL	889	
BALLOTS CAST - TOTAL	664	
VOTER TURNOUT - TOTAL		74.69

Governor and Lt Governor

VOTE FOR 1		
1. GUTIERREZ/GUMATAOTAO (DEM)	222	35.52
1. CALVO/TENORIO INC (REP)	403	64.48
WRITE-IN	0	
Total	625	
Over Votes	28	
Under Votes	11	

Guam Legislature

VOTE FOR 15		
1. AGUON JR., Frank Blas INC (DEM)	423	5.24
2. BAZA-HILLS, Derick (DEM)	226	2.80
3. RODRIGUEZ JR., Dennis G. INC (DEM)	381	4.72
4. CRUZ JR., Rodney A. (DEM)	110	1.36
5. RESPICIO, Rory J. INC (DEM)	290	3.59
6. GUTHERTZ, Dr. Judith Paulette (DEM)	210	2.60
7. PALACIOS, Adolpho Borja (DEM)	207	2.57
8. CRISTOBAL, Hope Alvarez (DEM)	210	2.60
9. CRUZ, Benjamin J.F. INC (DEM)	292	3.62
10. SAN NICOLAS, Michael F.Q. INC (DEM)	306	3.79
11. UNDERWOOD, Nerissa Bretania (DEM)	341	4.23
12. WON PAT, Judith T. P. INC (DEM)	331	4.10
13. MUNA BARNES, Tina INC (DEM)	302	3.74
14. UNGACTA, Frank T. Jr. (DEM)	69	.86
15. ADA, Thomas C. INC (DEM)	368	4.56
1. TORRES, Mary Camacho (REP)	330	4.09
2. BLAS, Roland (REP)	181	2.24
3. DUENAS, Christopher M. INC (REP)	267	3.31
4. ADA, Tony INC (REP)	361	4.48
5. PEREZ, Valentino Gumataotao (REP)	129	1.60
6. LEON GUERRERO, Glenn A. (REP)	240	2.98
7. BLAS JR., Frank F. (REP)	313	3.88
8. MORRISON, Tommy INC (REP)	407	5.05
9. McCREADIE, Brant T. INC (REP)	309	3.83
10. ESPALDON, Jim. (REP)	346	4.29
11. YAMASHITA, PhD Aline A. INC (REP)	296	3.67
12. MENDIOLA, Adonis J.C. (REP)	239	2.96
13. TAITANO, Michelle H. (REP)	172	2.13
14. CASTRO, Wil (REP)	270	3.35
15. BENAVENTE, Felix C. (REP)	132	1.64
WRITE-IN	9	.11
Total	8067	
Over Votes	60	
Under Votes	1827	

NV Delegate U.S. Rep.

VOTE FOR 1		
1. BORDALLO, Madeleine Z. INC (DEM)	344	53.42
1. METCALFE, Margaret G. (REP)	299	46.43
WRITE-IN	1	.16
Total	644	
Over Votes	2	
Under Votes	18	

RETAIN TORRES

VOTE FOR 1		
YES	460	86.47
NO	72	13.53
Total	532	
Over Votes	0	
Under Votes	131	

RETAIN BORDALLO

VOTE FOR 1		
YES	441	87.15
NO	65	12.85
Total	506	
Over Votes	0	
Under Votes	157	

NON Attorney General

VOTE FOR 1		
1. BARRETT-ANDERSON, Elizabeth	450	72.70
2. RAPADAS, Leonard M. INC	169	27.30
WRITE-IN	0	
Total	619	
Over Votes	2	
Under Votes	43	

NON Guam Education Board

VOTE FOR 6		
1. ADA, Peter Atecxis D. INC	387	16.21
2. SANTOS, Joseph Cruz	211	8.84
3. BENAVENTE, Lourdes M. INC	244	10.22
4. CRUZ, Dr. Jose Q. INC	341	14.28
5. AYUYU, Ronald A. INC	167	6.99
6. SAN NICOLAS, Lourdes B.S.	283	11.85
7. TAINATONGO, Rosie Rivera	244	10.22
8. GUTIERREZ, Maria A. INC	237	9.92
9. SAN AGUSTIN, Albert T. INC	274	11.47
Total	2388	
Over Votes	12	
Under Votes	1580	

RUN DATE:11/25/14 12:31 AM

REPORT-EL30 PAGE 0007-02

0007 5 SANTA RITA

VOTES PERCENT

NON Consolidated Commission on Utilities

VOTE FOR 3

1. SANCHEZ II, Simon A. INC	309	20.42
2. LEON GUERRERO, Andrew S.	121	8.00
3. SANTOS, Francis E.	187	12.36
4. GARRIDO, Earl J.	69	4.56
5. TUPAZ, Fred Quinene	50	3.30
6. HAGEN, William.	134	8.86
7. PALOMO, Benigno M. INC	163	10.77
8. BAMBA, Joseph G.	154	10.18
9. PAYNE, William.	111	7.34
10. SERVINO, Jose S.	61	4.03
11. HARA, Eloy P. INC	153	10.11
WRITE-IN.	1	.07
Total	1513	
Over Votes	63	
Under Votes	416	

LEGISLATIVE SUBMITTED REFERENDUM

VOTE FOR 1

YES	339	55.94
NO.	267	44.06
Total	606	
Over Votes	0	
Under Votes	58	

0008 5A SANTA RITA

	VOTES	PERCENT
REGISTERED VOTERS - TOTAL	920	
BALLOTS CAST - TDOTAL	714	
VOTER TURNOUT - TOTAL		77.61

Governor and Lt Governor

VOTE FOR 1		
1. GUTIERREZ/GUMATAOTAO (DEM).	262	38.42
1. CALVO/TENORIO INC (REP).	416	61.00
WRITE-IN.	4	.59
Total	682	
Over Votes	20	
Under Votes	12	

Guam Legislature

VOTE FOR 15		
1. AGUON JR., Frank Blas INC (DEM)	389	4.71
2. BAZA-HILLS, Derick (DEM)	229	2.77
3. RODRIGUEZ JR., Dennis G. INC (DEM)	372	4.50
4. CRUZ JR., Rodney A. (DEM)	117	1.42
5. RESPICIO, Rory J. INC (DEM)	267	3.23
6. GUTHERTZ, Dr. Judith Paulette (DEM).	234	2.83
7. PALACIOS, Adolpho Borja (DEM).	228	2.76
8. CRISTOBAL, Hope Alvarez (DEM).	223	2.70
9. CRUZ, Benjamin J.F. INC (DEM).	324	3.92
10. SAN NICOLAS, Michael F.Q. INC (DEM)	345	4.18
11. UNDERWOOD, Nerissa Bretania (DEM)	360	4.36
12. WON PAT, Judith T. P. INC (DEM).	322	3.90
13. MUNA BARNES, Tina INC (DEM)	319	3.86
14. UNGACTA, Frank T. Jr. (DEM)	61	.74
15. ADA, Thomas C. INC (DEM)	363	4.39
1. TORRES, Mary Camacho (REP).	366	4.43
2. BLAS, Roland (REP)	171	2.07
3. DUENAS, Christopher M. INC (REP).	273	3.30
4. ADA, Tony INC (REP)	354	4.29
5. PEREZ, Valentino Gumataotao (REP)	146	1.77
6. LEON GUERRERO, Glenn A. (REP).	243	2.94
7. BLAS JR., Frank F. (REP)	319	3.86
8. MORRISON, Tommy INC (REP)	414	5.01
9. McCREADIE, Brant T. INC (REP).	307	3.72
10. ESPALDON, Jim. (REP)	372	4.50
11. YAMASHITA, PhD Aline A. INC (REP).	315	3.81
12. MENDIOLA, Adonis J.C. (REP)	237	2.87
13. TAITANO, Michelle H. (REP)	180	2.18
14. CASTRO, Wil (REP)	272	3.29
15. BENAVENTE, Felix C. (REP).	126	1.53
WRITE-IN.	13	.16
Total	8261	
Over Votes	75	
Under Votes	2363	

NV Delegate U.S. Rep.

VOTE FOR 1		
1. BORDALLO, Madeleine Z. INC (DEM).	396	57.81
1. METCALFE, Margaret G. (REP)	284	41.46
WRITE-IN.	5	.73
Total	685	
Over Votes	1	
Under Votes	28	

RETAIN TORRES

VOTE FOR 1		
YES	481	83.36
NO.	96	16.64
Total	577	
Over Votes	0	
Under Votes	137	

RETAIN BORDALLO

VOTE FOR 1		
YES	478	86.44
NO.	75	13.56
Total	553	
Over Votes	0	
Under Votes	161	

NON Attorney General

VOTE FOR 1		
1. BARRETT-ANDERSON, Elizabeth	466	69.04
2. RAPADAS, Leonard M. INC.	208	30.81
WRITE-IN.	1	.15
Total	675	
Over Votes	0	
Under Votes	38	

NON Guam Education Board

VOTE FOR 6		
1. ADA, Peter Alexxis D. INC	425	16.71
2. SANTOS, Joseph Cruz	252	9.91
3. BENAVENTE, Lourdes M. INC	250	9.83
4. CRUZ, Dr. Jose Q. INC	326	12.81
5. AYUYU, Ronald A. INC.	202	7.94
6. SAN NICOLAS, Lourdes B.S.	308	12.11
7. TAINATONGO, Rosie Rivera	277	10.89
8. GUTIERREZ, Maria A. INC.	219	8.61
9. SAN AGUSTIN, Albert T. INC.	285	11.20
Total	2544	
Over Votes	6	
Under Votes	1729	

RUN DATE:11/25/14 12:31 AM

REPORT-EL30

PAGE 0008-02

~~0008-5A SANTA RITA~~

VOTES PERCENT

NON Consolidated Commission on Utilities

VOTE FOR 3

1. SANCHEZ II, Simon A. INC	332	19.64
2. LEON GUERRERO, Andrew S.	128	7.57
3. SANTOS, Francis E.	214	12.66
4. GARRIDO, Earl J.	66	3.91
5. TUPAZ, Fred Quinene	57	3.37
6. HAGEN, William.	168	9.94
7. PALOMO, Benigno M. INC	172	10.18
8. BAMBA, Joseph G.	185	10.95
9. PAYNE, William.	125	7.40
10. SERVINO, Jose S..	90	5.33
11. HARA, Eloy P. INC	152	8.99
WRITE-IN.	1	.06
Total	1690	
Over Votes	27	
Under Votes	423	

LEGISLATIVE SUBMITTED REFERENDUM

VOTE FOR 1

YES	390	57.69
NO.	286	42.31
Total	676	
Over Votes	0	
Under Votes	38	



GUAM ELECTION COMMISSION
Kumision Ileksion Guahan



Your **VOTE** is your voice. ✓ **BOTA** ya un ma kuenta.

**CERTIFICATION OF VOTES FOR THE
 2014 GENERAL ELECTION**


UMATAC

GOVERNOR / LT. GOVERNOR	<u>573</u>
NON-VOTING DELEGATE TO THE U.S. HOUSE OF REPRESENTATIVES	<u>573</u>
LEGISLATURE	<u>573</u>
JUDICIAL RETENTION QUESTIONS	<u>573</u>
ATTORNEY GENERAL	<u>573</u>
GUAM EDUCATION BOARD	<u>573</u>
CONSOLIDATED COMMISSION ON UTILITIES	<u>573</u>
LEGISLATIVE-SUBMITTED REFERENDUM	<u>573</u>


CERTIFIED BY:

GUAM ELECTION COMMISSION BOARD OF DIRECTORS
 NOV 22 2014


DATE CERTIFIED




 Joseph F. Mesa Date
 Chairman




 Alice M. Taiferon Date
 Vice-Chairperson 12/1/2014




 Dot H. Chargualaf Date
 Member




 G. Patrick Civile Date
 Member 11/25/14



 Joseph P. Mafias Date
 Member 16 DEC 14



 Martha C. Ruth Date
 Member 11-25-14



 Johnny P. Taitano Date
 Member 22 NOV 14

0009 6 UMATAC

	VOTES	PERCENT
REGISTERED VOTERS - TOTAL	762	
BALLOTS CAST - TOTAL	573	
VOTER TURNOUT - TOTAL		75.20

Governor and Lt Governor

VOTE FOR 1		
1. GUTIERREZ/GUMATAOTAO (DEM)	197	35.56
1. CALVO/TENORIO INC (REP)	356	64.26
WRITE-IN	1	.18
Total	554	
Over Votes	14	
Under Votes	5	

Guam Legislature

VOTE FOR 15		
1. AGUON JR., Frank Blas INC (DEM)	362	5.58
2. BAZA-HILLS, Derick (DEM)	205	3.16
3. RODRIGUEZ JR., Dennis G. INC (DEM)	319	4.91
4. CRUZ JR., Rodney A. (DEM)	87	1.34
5. RESPICIO, Rory J. INC (DEM)	242	3.73
6. GUTHERTZ, Dr. Judith Paulette (DEM)	142	2.19
7. PALACIOS, Adolpho Borja (DEM)	142	2.19
8. CRISTOBAL, Hope Alvarez (DEM)	103	1.59
9. CRUZ, Benjamin J.F. INC (DEM)	195	3.00
10. SAN NICOLAS, Michael F.Q. INC (DEM)	154	2.37
11. UNDERWOOD, Nerissa Bretania (DEM)	152	2.34
12. WON PAT, Judith T. P. INC (DEM)	244	3.76
13. MUNA BARNES, Tina INC (DEM)	262	4.04
14. UNGACTA, Frank T. Jr. (DEM)	41	.63
15. ADA, Thomas C. INC (DEM)	215	3.31
1. TORRES, Mary Camacho (REP)	330	5.08
2. BLAS, Roland (REP)	220	3.39
3. DUENAS, Christopher M. INC (REP)	235	3.62
4. ADA, Tony INC (REP)	301	4.64
5. PEREZ, Valentino Gumataotao (REP)	95	1.46
6. LEON GUERRERO, Glenn A. (REP)	180	2.77
7. BLAS JR., Frank F. (REP)	269	4.14
8. MORRISON, Tommy INC (REP)	507	7.81
9. MCCREADIE, Brant T. INC (REP)	284	4.37
10. ESPALDON, Jim. (REP)	209	3.22
11. YAMASHITA, PhD Aline A. INC (REP)	175	2.70
12. MENDIDLA, Adonis J.C. (REP)	188	2.90
13. TAITANO, Michelle H. (REP)	148	2.28
14. CASTRO, Wil (REP)	360	5.55
15. BENAVENTE, Felix C. (REP)	124	1.91
WRITE-IN	2	.03
Total	6492	
Over Votes	90	
Under Votes	2013	

NV Delegate U.S. Rep.

VOTE FOR 1		
1. BORDALLO, Madeleine Z. INC (DEM)	264	50.19
1. METCALFE, Margaret G. (REP)	262	49.81
WRITE-IN	0	
Total	526	
Over Votes	5	
Under Votes	42	

RETAIN TORRES

VOTE FOR 1		
YES	362	82.27
NO	78	17.73
Total	440	
Over Votes	0	
Under Votes	133	

RETAIN BORDALLO

VOTE FOR 1		
YES	299	80.59
NO	72	19.41
Total	371	
Over Votes	0	
Under Votes	202	

NON Attorney General

VOTE FOR 1		
1. BARRETT-ANDERSON, Elizabeth	372	73.08
2. RAPADAS, Leonard M. INC	137	26.92
WRITE-IN	0	
Total	509	
Over Votes	0	
Under Votes	64	

NON Guam Education Board

VOTE FOR 6		
1. ADA, Peter Alexxis D. INC	264	14.96
2. SANTOS, Joseph Cruz	174	9.86
3. BENAVENTE, Lourdes M. INC	207	11.73
4. CRUZ, Dr. Jose Q. INC	242	13.71
5. AYUYU, Ronald A. INC	133	7.54
6. SAN NICOLAS, Lourdes B.S.	173	9.80
7. TAINATONGO, Rosie Rivera	248	14.05
8. GUTIERREZ, Maria A. INC	157	8.90
9. SAN AGUSTIN, Albert T. INC	167	9.46
Total	1765	
Over Votes	6	
Under Votes	1667	

RUN DATE:11/25/14 12:31 AM

REPORT-EL30

PAGE 0009-02

0009 6 UMATAG

VOTES PERCENT

NON Consolidated Commission on Utilities

VOTE FOR 3

1. SANCHEZ II, Simon A. INC	311	27.57
2. LEON GUERRERO, Andrew S.	115	10.20
3. SANTOS, Francis E.	143	12.68
4. GARRIDO, Earl J.	71	6.29
5. TUPAZ, Fred Quinene	41	3.63
6. HAGEN, William.	80	7.09
7. PALOMO, Benigno M. INC	102	9.04
8. BAMBA, Joseph G.	115	10.20
9. PAYNE, William.	37	3.28
10. SERVINO, Jose S.	33	2.93
11. HARA, Eloy P. INC	80	7.09
WRITE-IN.	0	
Total	1128	
Over Votes	39	
Under Votes	552	

LEGISLATIVE SUBMITTED REFERENDUM

VOTE FOR 1

YES	368	71.46
NO.	147	28.54
Total	515	
Over Votes	1	
Under Votes	57	



GUAM ELECTION COMMISSION
Kumision Eleksion Guåhan



Your VOTE is your voice. ✓ BOTA ya un ma kuenta.

**CERTIFICATION OF VOTES FOR THE
 2014 GENERAL ELECTION**

MERIZO

GOVERNOR / LT. GOVERNOR	928
NON-VOTING DELEGATE TO THE U.S. HOUSE OF REPRESENTATIVES LEGISLATURE	928 928
JUDICIAL RETENTION QUESTIONS	928
ATTORNEY GENERAL	928
GUAM EDUCATION BOARD	928
CONSOLIDATED COMMISSION ON UTILITIES	928
LEGISLATIVE-SUBMITTED REFERENDUM	928

CERTIFIED BY:

GUAM ELECTION COMMISSION BOARD OF DIRECTORS

NOV 22 2014

DATE CERTIFIED

Joseph F. Mesa

 Joseph F. Mesa Date
 Chairman

Alice M. Taijeron 12/1/2014

 Alice M. Taijeron Date
 Vice-Chairperson

Dot H. Chargualaf

 Dot H. Chargualaf Date
 Member

G. Patrick Civile 11/25/14

 G. Patrick Civile Date
 Member

Joseph P. Mafnas 16 DEC 14

 Joseph P. Mafnas Date
 Member

Martha C. Ruth 11-25-14

 Martha C. Ruth Date
 Member

Johnny P. Taitano 22 NOV 14

 Johnny P. Taitano Date
 Member

0010 7 MERIZO

	VOTES	PERCENT
REGISTERED VOTERS - TOTAL	613	
BALLOTS CAST - TOTAL	445	
VOTER TURNOUT - TOTAL		72.59

Governor and Lt Governor

VOTE FOR 1		
1. GUTIERREZ/GUMATAOTAO (DEM).	190	43.58
1. CALVO/TENORIO INC (REP).	245	56.19
WRITE-IN.	1	.23
Total	436	
Over Votes	7	
Under Votes	1	

Guam Legislature

VOTE FOR 15		
1. AGUON JR., Frank Blas INC (DEM)	277	5.15
2. BAZA-HILLS, Derick (DEM)	164	3.05
3. RODRIGUEZ JR., Dennis G. INC (DEM)	225	4.18
4. CRUZ JR., Rodney A. (DEM)	94	1.75
5. RESPICIO, Rory J. INC (DEM)	212	3.94
6. GUTHERTZ, Dr. Judith Paulette (DEM).	142	2.64
7. PALACIOS, Adolpho Borja (DEM).	188	3.49
8. CRISTOBAL, Hope Alvarez (DEM).	123	2.28
9. CRUZ, Benjamin J.F. INC (DEM).	213	3.96
10. SAN NICOLAS, Michael F.Q. INC (DEM)	206	3.83
11. UNDERWOOD, Nerissa Bretania (DEM)	174	3.23
12. WON PAT, Judith T. P. INC (DEM).	207	3.85
13. MUNA BARNES, Tina INC (DEM)	234	4.35
14. UNGACTA, Frank T. Jr. (DEM)	50	.93
15. ADA, Thomas C. INC (DEM)	215	3.99
1. TORRES, Mary Camacho (REP).	219	4.07
2. BLAS, Roland (REP)	122	2.27
3. DUENAS, Christopher M. INC (REP).	203	3.77
4. ADA, Tony INC (REP)	254	4.72
5. PEREZ, Valentino Gumataotao (REP)	73	1.36
6. LEON GUERRERO, Glenn A. (REP).	132	2.45
7. BLAS JR., Frank F. (REP)	184	3.42
8. MORRISON, Tommy INC (REP)	314	5.83
9. McCREADIE, Brant T. INC (REP).	205	3.81
10. ESPALDON, Jim. (REP)	194	3.60
11. YAMASHITA, PhD Aline A. INC (REP).	188	3.49
12. MENDIOLA, Adonis J.C. (REP)	161	2.99
13. TAITANO, Michelle H. (REP)	117	2.17
14. CASTRO, Wil (REP)	190	3.53
15. BENAVENTE, Felix C. (REP).	99	1.84
WRITE-IN.	4	.07
Total	5383	
Over Votes	75	
Under Votes	1213	

NV Delegate U.S. Rep.

VOTE FOR 1		
1. BORDALLO, Madeleine Z. INC (DEM).	247	59.38
1. METCALFE, Margaret G. (REP)	169	40.63
WRITE-IN.	0	
Total	416	
Over Votes	1	
Under Votes	28	

RETAIN TORRES

VOTE FOR 1		
YES	277	86.02
NO.	45	13.98
Total	322	
Over Votes	0	
Under Votes	123	

RETAIN BORDALLO

VOTE FOR 1		
YES	276	87.90
NO.	38	12.10
Total	314	
Over Votes	0	
Under Votes	129	

NON Attorney General

VOTE FOR 1		
1. BARRETT-ANDERSON, Elizabeth	299	72.57
2. RAPADAS, Leonard M. INC.	113	27.43
WRITE-IN.	0	
Total	412	
Over Votes	0	
Under Votes	33	

NON Guam Education Board

VOTE FOR 6		
1. ADA, Peter Alexxis D. INC	201	13.01
2. SANTOS, Joseph Cruz	123	7.96
3. BENAVENTE, Lourdes M. INC	149	9.64
4. CRUZ, Dr. Jose Q. INC	249	16.12
5. AYUYU, Ronald A. INC.	90	5.83
6. SAN NICOLAS, Lourdes B.S.	158	10.23
7. TAINATONGO, Rosie Rivera	272	17.61
8. GUTIERREZ, Maria A. INC.	139	9.00
9. SAN AGUSTIN, Albert T. INC.	164	10.61
Total	1545	
Over Votes	0	
Under Votes	1123	

RUN DATE:11/25/14 12:31 AM

REPORT-EL30 PAGE 0010-02

0010-7 MERIZO

VOTES PERCENT

NON Consolidated Commission on Utilities

VOTE FOR 3

1. SANCHEZ II, Simon A. INC	169	17.68
2. LEON GUERRERO, Andrew S.	84	8.79
3. SANTOS, Francis E.	107	11.19
4. GARRIDO, Earl J.	76	7.95
5. TUPAZ, Fred Quinene	107	11.19
6. HAGEN, William.	68	7.11
7. PALOMO, Benigno M. INC	106	11.09
8. BAMBA, Joseph G.	83	8.68
9. PAYNE, William.	41	4.29
10. SERVINO, Jose S..	29	3.03
11. HARA, Eloy P. INC	86	9.00
WRITE-IN.	0	
Total	956	
Over Votes	30	
Under Votes	349	

LEGISLATIVE SUBMITTED REFERENDUM

VOTE FOR 1

YES	276	67.32
NO.	134	32.68
Total	410	
Over Votes	0	
Under Votes	35	

RUN DATE:11/25/14 12:31 AM

REPORT-EL30

PAGE 0011-01

0011 7A MERIZO

	VOTES	PERCENT
REGISTERED VOTERS - TOTAL	670	
BALLOTS CAST - TOTAL	483	
VOTER TURNOUT - TOTAL		72.09

Governor and Lt Governor

VOTE FOR 1		
1. GUTIERREZ/GUMATAOTAO (DEM).	228	48.61
1. CALVO/TENORIO INC (REP).	241	51.39
WRITE-IN.	0	
Total	469	
Over Votes	10	
Under Votes	4	

Guam Legislature

VOTE FOR 15		
1. AGUON JR., Frank Blas INC (DEM)	331	5.91
2. BAZA-HILLS, Derick (DEM)	175	3.12
3. RODRIGUEZ JR., Dennis G. INC (DEM)	254	4.53
4. CRUZ JR., Rodney A. (DEM)	103	1.84
5. RESPICIO, Rory J. INC (DEM)	220	3.93
6. GUTHERTZ, Dr. Judith Paulette (DEM).	150	2.68
7. PALACIOS, Adolpho Borja (DEM).	187	3.34
8. CRISTOBAL, Hope Alvarez (DEM).	142	2.53
9. CRUZ, Benjamin J.F. INC (DEM).	236	4.21
10. SAN NICOLAS, Michael F.Q. INC (DEM)	238	4.25
11. UNDERWOOD, Nerissa Bretania (DEM)	179	3.19
12. WON PAT, Judith T. P. INC (OEM).	241	4.30
13. MUNA BARNES, Tina INC (DEM)	260	4.64
14. UNGACTA, Frank T. Jr. (DEM)	73	1.30
15. ADA, Thomas C. INC (DEM)	238	4.25
1. TORRES, Mary Camacho (REP).	207	3.69
2. BLAS, Roland (REP)	146	2.60
3. DUENAS, Christopher M. INC (REP).	183	3.26
4. ADA, Tony INC (REP)	249	4.44
5. PEREZ, Valentino Gumataotao (REP)	74	1.32
6. LEON GUERRERO, Glenn A. (REP).	126	2.25
7. BLAS JR., Frank F. (REP)	204	3.64
8. MORRISON, Tommy INC (REP)	318	5.67
9. MCCREADIE, Brant T. INC (REP).	193	3.44
10. ESPALDON, Jim. (REP)	187	3.34
11. YAMASHITA, PhD Aline A. INC (REP).	155	2.77
12. MENDIOLA, Adonis J.C. (REP)	155	2.77
13. TAITANO, Michelle H. (REP)	96	1.71
14. CASTRO, Wil (REP)	194	3.46
15. BENAVENTE, Felix C. (REP).	89	1.59
WRITE-IN.	2	.04
Total	5605	
Over Votes	15	
Under Votes	1618	

NV Delegate U.S. Rep.

VOTE FOR 1		
1. BORDALLO, Madeleine Z. INC (DEM).	273	60.40
1. METCALFE, Margaret G. (REP)	178	39.38
WRITE-IN.	1	.22
Total	452	
Over Votes	1	
Under Votes	30	

RETAIN TORRES

VOTE FOR 1		
YES	319	83.51
NO.	63	16.49
Total	382	
Over Votes	1	
Under Votes	100	

RETAIN BORDALLO

VOTE FOR 1		
YES	308	87.01
NO.	46	12.99
Total	354	
Over Votes	1	
Under Votes	127	

NON Attorney General

VOTE FOR 1		
1. BARRETT-ANDERSON, Elizabeth	330	74.49
2. RAPADAS, Leonard M. INC.	113	25.51
WRITE-IN.	0	
Total	443	
Over Votes	1	
Under Votes	39	

NON Guam Education Board

VOTE FOR 6		
1. ADA, Peter Alexxis D. INC	209	13.14
2. SANTOS, Joseph Cruz	132	8.30
3. BENAVENTE, Lourdes M. INC	139	8.74
4. CRUZ, Dr. Jose Q. INC	234	14.71
5. AYUYU, Ronald A. INC.	86	5.41
6. SAN NICOLAS, Lourdes B.S.	163	10.25
7. TAINATONGO, Rosie Rivera	315	19.80
8. GUTIERREZ, Maria A. INC.	150	9.43
9. SAN AGUSTIN, Albert T. INC.	163	10.25
Total	1591	
Over Votes	6	
Under Votes	1293	

RUN DATE:11/25/14 12:31 AM

REPORT-EL30 PAGE 0011-02

0011 7A MERIZO

VOTES PERCENT

NON Consolidated Commission on Utilities

VOTE FOR 3

1. SANCHEZ II, Simon A. INC	207	20.10
2. LEON GUERRERO, Andrew S.	97	9.42
3. SANTOS, Francis E.	131	12.72
4. GARRIDO, Earl J.	78	7.57
5. TUPAZ, Fred Quinene	97	9.42
6. HAGEN, William.	73	7.09
7. PALOMO, Benigno M. INC	85	8.25
8. BAMBA, Joseph G.	94	9.13
9. PAYNE, William.	47	4.56
10. SERVINO, Jose S.	30	2.91
11. HARA, Eloy P. INC	91	8.83
WRITE-IN.	0	
Total	1030	
Over Votes	30	
Under Votes	385	

LEGISLATIVE SUBMITTED REFERENDUM

VOTE FOR 1

YES	310	68.43
NO.	143	31.57
Total	453	
Over Votes	1	
Under Votes	29	



GUAM ELECTION COMMISSION
Kumision Ileksion Guåhan



Your VOTE is your voice. ✓ BOTA ya un ma kuenta.

**CERTIFICATION OF VOTES FOR THE
 2014 GENERAL ELECTION**

INARAJAN


GOVERNOR / LT. GOVERNOR	<u>1454</u>
NON-VOTING DELEGATE TO THE U.S. HOUSE OF REPRESENTATIVES LEGISLATURE	<u>1454</u> <u>1454</u>
JUDICIAL RETENTION QUESTIONS	<u>1454</u>
ATTORNEY GENERAL	<u>1454</u>
GUAM EDUCATION BOARD	<u>1454</u>
CONSOLIDATED COMMISSION ON UTILITIES	<u>1454</u>
LEGISLATIVE-SUBMITTED REFERENDUM	<u>1454</u>

CERTIFIED BY:

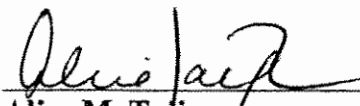
GUAM ELECTION COMMISSION BOARD OF DIRECTORS

NOV 22 2014


DATE CERTIFIED



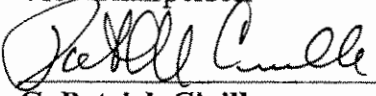
 Joseph F. Mesa Date
 Chairman




 Alice M. Tajeron Date
 Vice-Chairperson



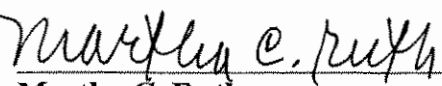
 Dot H. Chargualaf Date
 Member



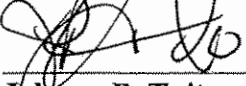
 G. Patrick Civile Date
 Member



 Joseph P. Mafnas Date
 Member



 Martha C. Ruth Date
 Member



 Johnny P. Taitano Date
 Member

0012 8 INARAJAN

	VOTES	PERCENT
REGISTERED VOTERS - TOTAL	1005	
BALLOTS CAST - TOTAL	754	
VOTER TURNOUT - TOTAL		75.02

Governor and Lt Governor

VOTE FOR 1		
1. GUTIERREZ/GUMATAOTAO (DEM)	298	40.60
1. CALVO/TENORIO INC (REP)	436	59.40
WRITE-IN	0	
Total	734	
Over Votes	15	
Under Votes	5	

Guam Legislature

VOTE FOR 15		
1. AGUON JR., Frank Blas INC (DEM)	492	5.52
2. BAZA-HILLS, Derick (DEM)	271	3.04
3. RODRIGUEZ JR., Dennis G. INC (DEM)	390	4.38
4. CRUZ JR., Rodney A. (DEM)	148	1.66
5. RESPICIO, Rory J. INC (DEM)	336	3.77
6. GUTHERTZ, Dr. Judith Paulette (DEM)	238	2.67
7. PALACIOS, Adolpho Borja (DEM)	233	2.62
8. CRISTOBAL, Hope Alvarez (DEM)	258	2.90
9. CRUZ, Benjamin J.F. INC (DEM)	367	4.12
10. SAN NICOLAS, Michael F.Q. INC (DEM)	399	4.48
11. UNDERWOOD, Nerissa Bretania (DEM)	289	3.24
12. WON PAT, Judith T. P. INC (DEM)	342	3.84
13. MUNA BARNES, Tina INC (DEM)	366	4.11
14. UNGACTA, Frank T. Jr. (DEM)	102	1.15
15. ADA, Thomas C. INC (DEM)	367	4.12
1. TORRES, Mary Camacho (REP)	359	4.03
2. BLAS, Roland (REP)	257	2.89
3. DUENAS, Christopher M. INC (REP)	321	3.60
4. ADA, Tony INC (REP)	394	4.42
5. PEREZ, Valentino Gumataotao (REP)	134	1.50
6. LEON GUERRERO, Glenn A. (REP)	264	2.96
7. BLAS JR., Frank F. (REP)	336	3.77
8. MORRISON, Tommy INC (REP)	455	5.11
9. McCREADIE, Brant T. INC (REP)	326	3.66
10. ESPALDON, Jim. (REP)	295	3.31
11. YAMASHITA, PhD Aline A. INC (REP)	274	3.08
12. MENDIOLA, Adonis J.C. (REP)	261	2.93
13. TAITANO, Michelle H. (REP)	182	2.04
14. CASTRO, Wil (REP)	304	3.41
15. BENAVENTE, Felix C. (REP)	139	1.56
WRITE-IN	8	.09
Total	8907	
Over Votes	9D	
Under Votes	2310	

NV Delegate U.S. Rep.

VOTE FOR 1		
1. BORDALLO, Madeleine Z. INC (DEM)	412	57.54
1. METCALFE, Margaret G. (REP)	301	42.04
WRITE-IN	3	.42
Total	716	
Over Votes	2	
Under Votes	36	

RETAIN TORRES

VOTE FOR 1		
YES	476	82.64
NO.	100	17.36
Total	576	
Over Votes	1	
Under Votes	176	

RETAIN BORDALLO

VOTE FOR 1		
YES	451	85.74
NO.	75	14.26
Total	526	
Over Votes	0	
Under Votes	227	

NON Attorney General

VOTE FOR 1		
1. BARRETT-ANDERSON, Elizabeth	488	71.35
2. RAPADAS, Leonard M. INC.	195	28.51
WRITE-IN	1	.15
Total	684	
Over Votes	1	
Under Votes	69	

NON Guam Education Board

VOTE FOR 6		
1. ADA, Peter Alecxis D. INC	329	14.49
2. SANTOS, Joseph Cruz	212	9.34
3. BENAVENTE, Lourdes M. INC	248	10.92
4. CRUZ, Dr. Jose Q. INC	284	12.51
5. AYUYU, Ronald A. INC.	171	7.53
6. SAN NICOLAS, Lourdes B.S.	277	12.20
7. TAINATONGO, Rosie Rivera	291	12.81
8. GUTIERREZ, Maria A. INC.	222	9.78
9. SAN AGUSTIN, Albert T. INC.	237	10.44
Total	2271	
Over Votes	30	
Under Votes	2221	

RUN DATE:11/25/14 12:31 AM

REPORT-EL30 PAGE 0012-02

0012 B INARAJAN

VOTES PERCENT

NON Consolidated Commission on Utilities

VOTE FOR 3

1. SANCHEZ II, Simon A. INC	283	17.75
2. LEON GUERRERO, Andrew S.	182	11.42
3. SANTOS, Francis E.	212	13.30
4. GARRIDO, Earl J.	120	7.53
5. TUPAZ, Fred Quinene	64	4.02
6. HAGEN, William.	136	8.53
7. PALOMO, Benigno M. INC	145	9.10
8. BAMBA, Joseph G.	187	11.73
9. PAYNE, William.	91	5.71
10. SERVINO, Jose S..	44	2.76
11. HARA, Eloy P. INC	130	8.16
WRITE-IN.	0	
Total	1594	
Over Votes	51	
Under Votes	617	

LEGISLATIVE SUBMITTED REFERENDUM

VOTE FOR 1

YES	425	62.32
NO.	257	37.68
Total	682	
Over Votes	0	
Under Votes	72	

RUN DATE:11/25/14 12:31 AM

REPORT-EL30

PAGE 0013-01

0013 BA INARAJAN

	VOTES	PERCENT
REGISTERED VOTERS - TOTAL	940	
BALLOTS CAST - TOTAL	700	
VOTER TURNOUT - TOTAL		74.47

Governor and Lt Governor

VOTE FOR 1		
1. GUTIERREZ/GUMATAOTAO (DEM).	304	43.80
1. CALVO/TENORIO INC (REP).	389	56.05
WRITE-IN.	1	.14
Total	694	
Over Votes	1	
Under Votes	5	

Guam Legislature

VOTE FOR 15		
1. AGUON JR., Frank Blas INC (DEM)	505	5.92
2. BAZA-HILLS, Derrick (DEM)	245	2.87
3. RODRIGUEZ JR., Dennis G. INC (DEM)	397	4.66
4. CRUZ JR., Rodney A. (DEM)	154	1.81
5. RESPICIO, Rory J. INC (DEM)	342	4.01
6. GUTHERTZ, Dr. Judith Paulette (DEM).	258	3.03
7. PALACIOS, Adolpho Borja (DEM).	238	2.79
8. CRISTOBAL, Hope Alvarez (DEM).	239	2.80
9. CRUZ, Benjamin J.F. INC (DEM).	366	4.29
10. SAN NICOLAS, Michael F.Q. INC (DEM)	387	4.54
11. UNDERWOOD, Nerissa Bretania (DEM)	290	3.40
12. WON PAT, Judith T. P. INC (DEM).	339	3.98
13. MUNA BARNES, Tina INC (DEM)	334	3.92
14. UNGACTA, Frank T. Jr. (DEM)	78	.91
15. ADA, Thomas C. INC (DEM)	365	4.28
1. TORRES, Mary Camacho (REP).	366	4.29
2. BLAS, Roland (REP)	229	2.69
3. DUENAS, Christopher M. INC (REP).	304	3.57
4. ADA, Tony INC (REP)	366	4.29
5. PEREZ, Valentino Gumataotao (REP)	111	1.30
6. LEON GUERRERO, Glenn A. (REP).	214	2.51
7. BLAS JR., Frank F. (REP)	316	3.71
8. MORRISON, Tommy INC (REP)	406	4.76
9. MCCREADIE, Brant T. INC (REP).	312	3.66
10. ESPALDON, Jim. (REP)	253	2.97
11. YAMASHITA, PhD Aline A. INC (REP).	273	3.20
12. MENDIOLA, Adonis J.C. (REP)	241	2.83
13. TAITANO, Michelle H. (REP)	177	2.08
14. CASTRO, Wil (REP)	285	3.34
15. BENAVENTE, Felix C. (REP).	127	1.49
WRITE-IN.	9	.11
Total	8526	
Over Votes	90	
Under Votes	1873	

NV Delegate U.S. Rep.

VOTE FOR 1		
1. BORDALLO, Madeleine Z. INC (OEM).	406	61.89
1. METCALFE, Margaret G. (REP)	247	37.65
WRITE-IN.	3	.46
Total	656	
Over Votes	0	
Under Votes	44	

RETAIN TORRES

VOTE FOR 1		
YES	458	86.25
NO.	73	13.75
Total	531	
Over Votes	0	
Under Votes	167	

RETAIN BORDALLO

VOTE FOR 1		
YES	423	88.49
NO.	55	11.51
Total	478	
Over Votes	0	
Under Votes	221	

NON Attorney General

VOTE FOR 1		
1. BARRETT-ANDERSON, Elizabeth	445	68.78
2. RAPADAS, Leonard M. INC.	198	30.60
WRITE-IN.	4	.62
Total	647	
Over Votes	1	
Under Votes	52	

NON Guam Education Board

VOTE FOR 6		
1. ADA, Peter Alexxis D. INC	360	14.83
2. SANTOS, Joseph Cruz	215	8.86
3. BENAVENTE, Lourdes M. INC	264	10.88
4. CRUZ, Dr. Jose Q. INC	308	12.69
5. AYUYU, Ronald A. INC.	180	7.42
6. SAN NICOLAS, Lourdes B.S.	300	12.36
7. TAINATONGO, Rosie Rivera	327	13.47
8. GUTIERREZ, Maria A. INC.	230	9.48
9. SAN AGUSTIN, Albert T. INC.	243	10.01
Total	2427	
Over Votes	0	
Under Votes	1768	

RUN DATE:11/25/14 12:31 AM

REPORT-EL30 PAGE 0013-02

0013 8A INARAJAN

VOTES PERCENT

NON Consolidated Commission on Utilities

VOTE FOR 3

1. SANCHEZ II, Simon A. INC	277	17.91
2. LEON GUERRERO, Andrew S.	157	10.15
3. SANTOS, Francis E.	229	14.80
4. GARRIDO, Earl J.	121	7.82
5. TUPAZ, Fred Quinene	86	5.56
6. HAGEN, William.	114	7.37
7. PALOMO, Benigno M. INC	139	8.99
8. BAMBA, Joseph G.	165	10.67
9. PAYNE, William.	85	5.49
10. SERVINO, Jose S.	43	2.78
11. HARA, Eloy P. INC	130	8.40
WRITE-IN.	1	.06
Total	1547	
Over Votes	33	
Under Votes	516	

LEGISLATIVE SUBMITTED REFERENDUM

VOTE FOR 1

YES	421	62.65
NO.	251	37.35
Total	672	
Over Votes	0	
Under Votes	28	



GUAM ELECTION COMMISSION
Kumision Eleksion Guahan



Your VOTE is your voice. ✓ BOTA ya un ma kuenta.

**CERTIFICATION OF VOTES FOR THE
 2014 GENERAL ELECTION**

TALOFOFO


GOVERNOR / LT. GOVERNOR	<u>1331</u>
NON-VOTING DELEGATE TO THE U.S. HOUSE OF REPRESENTATIVES LEGISLATURE	<u>1331</u> <u>1331</u>
JUDICIAL RETENTION QUESTIONS	<u>1331</u>
ATTORNEY GENERAL	<u>1331</u>
GUAM EDUCATION BOARD	<u>1331</u>
CONSOLIDATED COMMISSION ON UTILITIES	<u>1331</u>
LEGISLATIVE-SUBMITTED REFERENDUM	<u>1331</u>

CERTIFIED BY:


GUAM ELECTION COMMISSION BOARD OF DIRECTORS

NOV 22 2014

DATE CERTIFIED




 Joseph F. Mesa Date
 Chairman




 Alice M. Tajeron Date
 Vice-Chairperson



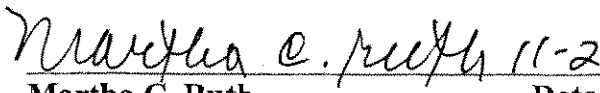
 Dot H. Chagnalaf Date
 Member




 G. Patrick Civile Date
 Member



 Joseph P. Mafnas Date
 Member



 Martha C. Ruth Date
 Member



 Johnny P. Taitano Date
 Member

0014 9 TALOFOFO

	VOTES	PERCENT
REGISTERED VOTERS - TOTAL	964	
BALLOTS CAST - TOTAL	715	
VOTER TURNOUT - TOTAL		74.17

Governor and Lt Governor

VOTE FOR 1		
1. GUTIERREZ/GUMATAOTAO (DEM)	319	45.90
1. CALVO/TENORIO INC (REP)	374	53.81
WRITE-IN	2	.29
Total	695	
Over Votes	13	
Under Votes	7	

Guam Legislature

VOTE FOR 15		
1. AGUON JR., Frank Blas INC (DEM)	462	5.30
2. BAZA-HILLS, Derick (DEM)	227	2.60
3. RODRIGUEZ JR., Dennis G. INC (DEM)	393	4.51
4. CRUZ JR., Rodney A. (DEM)	174	2.00
5. RESPICIO, Rory J. INC (DEM)	346	3.97
6. GUTHERTZ, Dr. Judith Paulette (DEM)	274	3.14
7. PALACIOS, Adolpho Borja (DEM)	264	3.03
8. CRISTOBAL, Hope Alvarez (DEM)	248	2.85
9. CRUZ, Benjamin J.F. INC (DEM)	363	4.16
10. SAN NICOLAS, Michael F.Q. INC (DEM)	423	4.85
11. UNDERWOOD, Nerissa Bretania (DEM)	309	3.54
12. WON PAT, Judith T. P. INC (DEM)	345	3.96
13. MUNA BARNES, Tina INC (DEM)	365	4.19
14. UNGACTA, Frank T. Jr. (DEM)	100	1.15
15. ADA, Thomas C. INC (DEM)	383	4.39
1. TORRES, Mary Camacho (REP)	349	4.00
2. BLAS, Roland (REP)	216	2.48
3. DUENAS, Christopher M. INC (REP)	285	3.27
4. ADA, Tony INC (REP)	357	4.10
5. PEREZ, Valentino Gumataotao (REP)	132	1.51
6. LEON GUERRERO, Glenn A. (REP)	264	3.03
7. BLAS JR., Frank F. (REP)	301	3.45
8. MORRISON, Tommy INC (REP)	361	4.14
9. McCREADIE, Brant T. INC (REP)	267	3.06
10. ESPALDON, Jim. (REP)	293	3.36
11. YAMASHITA, PhD Aline A. INC (REP)	269	3.09
12. MENDIOLA, Adonis J.C. (REP)	299	3.43
13. TAITANO, Michelle H. (REP)	162	1.86
14. CASTRO, Wil (REP)	323	3.71
15. BENAVENTE, Felix C. (REP)	149	1.71
WRITE-IN	14	.16
Total	8717	
Over Votes	90	
Under Votes	1917	

NV Delegate U.S. Rep.

VOTE FOR 1		
1. BORDALLO, Madeleine Z. INC (DEM)	402	58.01
1. METCALFE, Margaret G. (REP)	289	41.70
WRITE-IN	2	.29
Total	693	
Over Votes	1	
Under Votes	21	

RETAIN TORRES

VOTE FOR 1		
YES	463	79.42
NO	120	20.58
Total	583	
Over Votes	0	
Under Votes	131	

RETAIN BORDALLO

VOTE FOR 1		
YES	468	83.13
NO	95	16.87
Total	563	
Over Votes	1	
Under Votes	151	

NON Attorney General

VOTE FOR 1		
1. BARRETT-ANDERSON, Elizabeth	464	68.54
2. RAPADAS, Leonard M. INC.	213	31.46
WRITE-IN	0	
Total	677	
Over Votes	2	
Under Votes	36	

NON Guam Education Board

VOTE FOR 6		
1. ADA, Peter ATeccis D. INC	380	14.67
2. SANTOS, Joseph Cruz	257	9.92
3. BENAVENTE, Lourdes M. INC	285	11.00
4. CRUZ, Dr. Jose Q. INC	334	12.89
5. AYUYU, Ronald A. INC.	219	8.45
6. SAN NICOLAS, Lourdes B.S.	300	11.58
7. TAINATONGO, Rosie Rivera	285	11.00
8. GUTIERREZ, Maria A. INC.	251	9.69
9. SAN AGUSTIN, Albert T. INC.	280	10.81
Total	2591	
Over Votes	12	
Under Votes	1686	

RUN DATE:11/25/14 12:31 AM

REPORT-EL30 PAGE 0014-02

0014 9 TALOFOFO

VOTES PERCENT

NON Consolidated Commission on Utilities
VOTE FOR 3

1. SANCHEZ II, Simon A. INC	302	18.23
2. LEON GUERRERO, Andrew S.	164	9.90
3. SANTOS, Francis E.	207	12.49
4. GARRIDO, Earl J.	115	6.94
5. TUPAZ, Fred Quinene	68	4.10
6. HAGEN, William.	154	9.29
7. PALOMO, Benigno M. INC	155	9.35
8. BAMBA, Joseph G.	171	10.32
9. PAYNE, William.	112	6.76
10. SERVINO, Jose S..	50	3.02
11. HARA, Eloy P. INC	157	9.47
WRITE-IN.	2	.12
Total	1657	
Over Votes	51	
Under Votes	437	

LEGISLATIVE SUBMITTED REFERENDUM

VOTE FOR 1

YES	433	62.75
NO.	257	37.25
Total	690	
Over Votes	0	
Under Votes	25	

0015 9A TALOFOFO

	VOTES	PERCENT
REGISTERED VOTERS - TOTAL	807	
BALLOTS CAST - TOTAL	616	
VOTER TURNOUT - TOTAL		76.33

Governor and Lt Governor

VOTE FOR 1		
1. GUTIERREZ/GUMATAOTAO (DEM).	272	45.56
1. CALVO/TENORIO INC (REP).	324	54.27
WRITE-IN.	1	.17
Total	597	
Over Votes	14	
Under Votes	5	

Guam Legislature

VOTE FOR 15		
1. AGUON JR., Frank Blas INC (DEM)	378	5.12
2. BAZA-HILLS, Derick (DEM)	214	2.90
3. RODRIGUEZ JR., Dennis G. INC (DEM)	325	4.40
4. CRUZ JR., Rodney A. (DEM)	137	1.86
5. RESPICIO, Rory J. INC (DEM)	262	3.55
6. GUTHERTZ, Dr. Judith Paulette (DEM).	207	2.80
7. PALACIOS, Adolfo Borja (DEM).	232	3.14
8. CRISTOBAL, Hope Alvarez (DEM).	190	2.57
9. CRUZ, Benjamin J.F. INC (DEM).	281	3.81
10. SAN NICOLAS, Michael F.Q. INC (DEM)	370	5.01
11. UNDERWOOD, Nerissa Bretania (DEM)	241	3.26
12. WON PAT, Judith T. P. INC (DEM).	284	3.85
13. MUNA BARNES, Tina INC (DEM)	300	4.06
14. UNGACTA, Frank T. Jr. (DEM)	73	.99
15. ADA, Thomas C. INC (DEM)	322	4.36
1. TORRES, Mary Camacho (REP).	308	4.17
2. BLAS, Roland (REP)	194	2.63
3. DUENAS, Christopher M. INC (REP).	253	3.43
4. ADA, Tony INC (REP)	328	4.44
5. PEREZ, Valentino Gumataotao (REP)	137	1.86
6. LEON GUERRERO, Glenn A. (REP).	224	3.03
7. BLAS JR., Frank F. (REP)	275	3.72
8. MORRISON, Tommy INC (REP)	307	4.16
9. MCCREADIE, Brant T. INC (REP).	242	3.28
10. ESPALDON, Jim. (REP)	253	3.43
11. YAMASHITA, PhD Aline A. INC (REP).	214	2.90
12. MENDIOLA, Adonis J.C. (REP)	247	3.34
13. TAITANO, Michelle H. (REP)	168	2.27
14. CASTRO, Wil (REP)	273	3.70
15. BENAVENTE, Felix C. (REP).	138	1.87
WRITE-IN.	8	.11
Total	7385	
Over Votes	75	
Under Votes	1767	

NV Delegate U.S. Rep.

VOTE FOR 1		
1. BORDALLO, Madeleine Z. INC (DEM).	328	55.50
1. METCALFE, Margaret G. (REP)	262	44.33
WRITE-IN.	1	.17
Total	591	
Over Votes	1	
Under Votes	24	

RETAIN TORRES

VOTE FOR 1		
YES	408	82.59
NO.	86	17.41
Total	494	
Over Votes	1	
Under Votes	121	

RETAIN BORDALLO

VOTE FOR 1		
YES	399	85.44
NO.	68	14.56
Total	467	
Over Votes	0	
Under Votes	149	

NON Attorney General

VOTE FOR 1		
1. BARRETT-ANDERSON, Elizabeth	397	68.57
2. RAPADAS, Leonard M. INC.	182	31.43
WRITE-IN.	0	
Total	579	
Over Votes	0	
Under Votes	37	

NON Guam Education Board

VOTE FOR 6		
1. ADA, Peter Alexis D. INC	340	15.96
2. SANTOS, Joseph Cruz	220	10.33
3. BENAVENTE, Lourdes M. INC	217	10.19
4. CRUZ, Dr. Jose Q. INC	266	12.49
5. AYUYU, Ronald A. INC.	159	7.46
6. SAN NICOLAS, Lourdes B.S.	255	11.97
7. TAINATONGO, Rosie Rivera	246	11.55
8. GUTIERREZ, Maria A. INC.	198	9.30
9. SAN AGUSTIN, Albert T. INC.	229	10.75
Total	2130	
Over Votes	18	
Under Votes	1543	

RUN DATE:11/25/14 12:31 AM

REPORT-EL30

PAGE 0015-02

0015 9A TALDFDFD

VOTES PERCENT

NON Consolidated Commission on Utilities

VOTE FOR 3

1. SANCHEZ II, Simon A. INC	276	19.70
2. LEON GUERRERO, Andrew S.	136	9.71
3. SANTOS, Francis E.	196	13.99
4. GARRIDO, Earl J.	102	7.28
5. TUPAZ, Fred Quinene	53	3.78
6. HAGEN, William.	134	9.56
7. PALOMO, Benigno M. INC	118	8.42
8. BAMBA, Joseph G.	130	9.28
9. PAYNE, William.	95	6.78
10. SERVINO, Jose S.	47	3.35
11. HARA, Eloy P. INC	113	8.07
WRITE-IN.	1	.07
Total	1401	
Over Votes	48	
Under Votes	397	

LEGISLATIVE SUBMITTED REFERENDUM

VOTE FOR 1

YES	344	59.93
NO.	230	40.07
Total	574	
Over Votes	1	
Under Votes	41	



GUAM ELECTION COMMISSION

Kumision Ileksion Guåhan

Your VOTE is your voice. ✓ BOTA ya um ma kuenta.



CERTIFICATION OF VOTES FOR THE 2014 GENERAL ELECTION

YONA

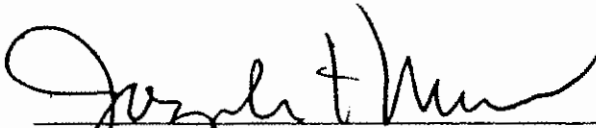
GOVERNOR / LT. GOVERNOR	<u>1945</u>
NON-VOTING DELEGATE TO THE	
U.S. HOUSE OF REPRESENTATIVES	<u>1945</u>
LEGISLATURE	<u>1945</u>
JUDICIAL RETENTION QUESTIONS	<u>1945</u>
ATTORNEY GENERAL	<u>1945</u>
GUAM EDUCATION BOARD	<u>1945</u>
CONSOLIDATED COMMISSION ON UTILITIES	<u>1945</u>
LEGISLATIVE-SUBMITTED REFERENDUM	<u>1945</u>

CERTIFIED BY:

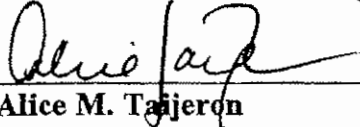
GUAM ELECTION COMMISSION BOARD OF DIRECTORS

NOV 22 2014

DATE CERTIFIED




 Joseph F. Mesa Date
 Chairman




 Alice M. Tajeron Date
 Vice-Chairperson



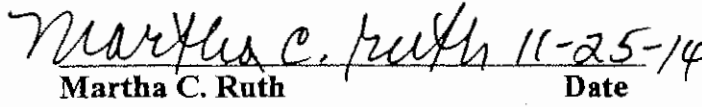
 Dot H. Chargualaf Date
 Member




 G. Patrick Civile Date
 Member



 Joseph P. Mafnas Date
 Member



 Martha C. Ruth Date
 Member



 Johnny P. Taitano Date
 Member

RUN DATE:11/25/14 12:31 AM

REPORT-EL30

PAGE 0016-01

0016 10 YONA

	VOTES	PERCENT
REGISTERED VOTERS - TOTAL	959	
BALLOTS CAST - TOTAL	702	
VOTER TURNOUT - TOTAL		73.20

Governor and Lt Governor

VOTE FOR 1		
1. GUTIERREZ/GUMATAOTAO (DEM)	243	35.89
1. CALVO/TENORIO INC (REP)	433	63.96
WRITE-IN	1	.15
Total	677	
Over Votes	17	
Under Votes	8	

Guam Legislature

VOTE FOR 15		
1. AGUON JR., Frank Blas INC (DEM)	481	5.76
2. BAZA-HILLS, Derick (DEM)	197	2.36
3. RODRIGUEZ JR., Dennis G. INC (DEM)	338	4.05
4. CRUZ JR., Rodney A. (DEM)	126	1.51
5. RESPICIO, Rory J. INC (DEM)	261	3.12
6. GUTHERTZ, Dr. Judith Paulette (DEM)	218	2.61
7. PALACIOS, Adolfo Borja (DEM)	227	2.72
8. CRISTOBAL, Hope Alvarez (DEM)	192	2.30
9. CRUZ, Benjamin J.F. INC (DEM)	320	3.83
10. SAN NICOLAS, Michael F.Q. INC (DEM)	325	3.89
11. UNDERWOOD, Nerissa Bretania (DEM)	256	3.06
12. WON PAT, Judith T. P. INC (DEM)	323	3.87
13. MUNA BARNES, Tina INC (DEM)	335	4.01
14. UNGACTA, Frank T. Jr. (DEM)	62	.74
15. ADA, Thomas C. INC (DEM)	387	4.63
1. TORRES, Mary Camacho (REP)	312	3.74
2. BLAS, Roland (REP)	309	3.70
3. DUENAS, Christopher M. INC (REP)	300	3.59
4. ADA, Tony INC (REP)	454	5.44
5. PEREZ, Valentino Gumataotao (REP)	134	1.60
6. LEON GUERRERO, Glenn A. (REP)	252	3.02
7. BLAS JR., Frank F. (REP)	334	4.00
8. MORRISON, Tommy INC (REP)	391	4.68
9. McCREADIE, Brant T. INC (REP)	310	3.71
10. ESPALDON, Jim. (REP)	324	3.88
11. YAMASHITA, PhD Aline A. INC (REP)	278	3.33
12. MENDIOLA, Adonis J.C. (REP)	289	3.46
13. TAITANO, Michelle H. (REP)	172	2.06
14. CASTRO, Wil (REP)	289	3.46
15. BENAVENTE, Felix C. (REP)	144	1.72
WRITE-IN	13	.16
Total	8353	
Over Votes	45	
Under Votes	2113	

NV Delegate U.S. Rep.

VOTE FOR 1		
1. BORDALLO, Madeleine Z. INC (DEM)	363	53.86
1. METCALFE, Margaret G. (REP)	310	45.99
WRITE-IN	1	.15
Total	674	
Over Votes	0	
Under Votes	28	

RETAIN TORRES

VOTE FOR 1		
YES	461	79.48
NO.	119	20.52
Total	580	
Over Votes	0	
Under Votes	120	

RETAIN BORDALLO

VOTE FOR 1		
YES	452	83.39
NO.	90	16.61
Total	542	
Over Votes	1	
Under Votes	157	

NON Attorney General

VOTE FOR 1		
1. BARRETT-ANDERSON, Elizabeth	467	70.65
2. RAPADAS, Leonard M. INC.	193	29.20
WRITE-IN	1	.15
Total	661	
Over Votes	0	
Under Votes	41	

NON Guam Education Board

VOTE FOR 6		
1. ADA, Peter Alexxis D. INC	400	16.53
2. SANTOS, Joseph Cruz	220	9.09
3. BENAVENTE, Lourdes M. INC	251	10.37
4. CRUZ, Dr. Jose Q. INC	325	13.43
5. AYUYU, Ronald A. INC.	198	8.18
6. SAN NICOLAS, Lourdes B.S.	274	11.32
7. TAINATONGO, Rosie Rivera	252	10.41
8. GUTIERREZ, Maria A. INC.	241	9.96
9. SAN AGUSTIN, Albert T. INC.	259	10.70
Total	2420	
Over Votes	12	
Under Votes	1768	

RUN DATE:11/25/14 12:31 AM

REPORT-EL30

PAGE 0016-02

0016 10 YONA

VOTES PERCENT

NON Consolidated Commission on Utilities

VOTE FOR 3

1. SANCHEZ II, Simon A. INC	294	18.43
2. LEON GUERRERO, Andrew S.	117	7.34
3. SANTOS, Francis E.	205	12.85
4. GARRIDO, Earl J.	79	4.95
5. TUPAZ, Fred Quinene	69	4.33
6. HAGEN, William.	163	10.22
7. PALOMO, Benigno M. INC	161	10.09
8. BAMBA, Joseph G.	190	11.91
9. PAYNE, William.	116	7.27
10. SERVINO, Jose S.	56	3.51
11. HARA, Eloy P. INC	145	9.09
WRITE-IN.	0	
Total	1595	
Over Votes	42	
Under Votes	467	

LEGISLATIVE SUBMITTED REFERENDUM

VOTE FOR 1

YES	394	59.88
NO.	264	40.12
Total	658	
Over Votes	0	
Under Votes	44	

0017 10A YONA

	VOTES	PERCENT
REGISTERED VOTERS - TOTAL	894	
BALLOTS CAST - TOTAL	665	
VOTER TURNOUT - TOTAL		74.38

Governor and Lt Governor

VOTE FOR 1		
1. GUTIERREZ/GUMATAOTAO (DEM)	225	34.72
1. CALVO/TENORIO INC (REP)	422	65.12
WRITE-IN	1	.15
Total	648	
Over Votes	8	
Under Votes	9	

Guam Legislature

VOTE FOR 15		
1. AGUON JR., Frank Blas INC (DEM)	420	5.24
2. BAZA-HILLS, Derick (DEM)	201	2.51
3. RODRIGUEZ JR., Dennis G. INC (DEM)	345	4.31
4. CRUZ JR., Rodney A. (DEM)	135	1.69
5. RESPICIO, Rory J. INC (DEM)	263	3.28
6. GUTHERTZ, Dr. Judith Paulette (DEM)	205	2.56
7. PALACIOS, Adolpho Borja (DEM)	226	2.82
8. CRISTOBAL, Hope Alvarez (DEM)	204	2.55
9. CRUZ, Benjamin J.F. INC (DEM)	322	4.02
10. SAN NICOLAS, Michael F.Q. INC (DEM)	317	3.96
11. UNDERWOOD, Nerissa Bretania (DEM)	278	3.47
12. WON PAT, Judith T. P. INC (DEM)	315	3.93
13. MUNA BARNES, Tina INC (DEM)	327	4.08
14. UNGACTA, Frank T. Jr. (DEM)	68	.85
15. ADA, Thomas C. INC (DEM)	350	4.37
1. TORRES, Mary Camacho (REP)	310	3.87
2. BLAS, Roland (REP)	261	3.26
3. DUENAS, Christopher M. INC (REP)	255	3.18
4. ADA, Tony INC (REP)	382	4.77
5. PEREZ, Valentino Gumataotao (REP)	136	1.70
6. LEON GUERRERO, Glenn A. (REP)	259	3.23
7. BLAS JR., Frank F. (REP)	311	3.88
8. MORRISON, Tommy INC (REP)	340	4.25
9. McCREADIE, Brant T. INC (REP)	298	3.72
10. ESPALDON, Jim. (REP)	301	3.76
11. YAMASHITA, PhD Aline A. INC (REP)	292	3.65
12. MENDIOLA, Adonis J.C. (REP)	288	3.60
13. TAITANO, Michelle H. (REP)	176	2.20
14. CASTRO, Wil (REP)	293	3.66
15. BENAVENTE, Felix C. (REP)	118	1.47
WRITE-IN	12	.15
Total	8008	
Over Votes	45	
Under Votes	1922	

NV Delegate U.S. Rep.

VOTE FOR 1		
1. BORDALLO, Madeleine Z. INC (DEM)	346	54.49
1. METCALFE, Margaret G. (REP)	287	45.20
WRITE-IN	2	.31
Total	635	
Over Votes	1	
Under Votes	29	

RETAIN TORRES

VOTE FOR 1		
YES	449	82.39
NO	96	17.61
Total	545	
Over Votes	0	
Under Votes	120	

RETAIN BORDALLO

VOTE FOR 1		
YES	462	85.87
NO	76	14.13
Total	538	
Over Votes	0	
Under Votes	127	

NON Attorney General

VOTE FOR 1		
1. BARRETT-ANDERSON, Elizabeth	459	73.44
2. RAPADAS, Leonard M. INC	166	26.56
WRITE-IN	0	
Total	625	
Over Votes	1	
Under Votes	39	

NON Guam Education Board

VOTE FOR 6		
1. ADA, Peter Alexxis D. INC	359	15.49
2. SANTOS, Joseph Cruz	234	10.09
3. BENAVENTE, Lourdes M. INC	273	11.78
4. CRUZ, Dr. Jose Q. INC	281	12.12
5. AYUYU, Ronald A. INC	179	7.72
6. SAN NICOLAS, Lourdes B.S.	287	12.38
7. TAINATONGO, Rosie Rivera	246	10.61
8. GUTIERREZ, Maria A. INC	217	9.36
9. SAN AGUSTIN, Albert T. INC	242	10.44
Total	2318	
Over Votes	18	
Under Votes	1654	

RUN DATE:11/25/14 12:31 AM

REPORT-EL30

PAGE 0017-02

0017 10A YONA

VOTES PERCENT

NON Consolidated Commission on Utilities

VOTE FOR 3

1. SANCHEZ II, Simon A. INC	306	19.48
2. LEON GUERRERO, Andrew S.	149	9.42
3. SANTOS, Francis E.	175	11.14
4. GARRIDO, Earl J.	93	5.92
5. TUPAZ, Fred Quinene	66	4.20
6. HAGEN, William.	171	10.88
7. PALOMO, Benigno M. INC	135	8.59
8. BAMBA, Joseph G.	173	11.01
9. PAYNE, William.	113	7.19
10. SERVINO, Jose S..	61	3.88
11. HARA, Eloy P. INC	128	8.15
WRITE-IN.	2	.13
Total	1571	
Over Votes	60	
Under Votes	364	

LEGISLATIVE SUBMITTED REFERENDUM

VOTE FOR 1

YES	376	58.66
NO.	265	41.34
Total	641	
Over Votes	0	
Under Votes	24	

RUN DATE:11/25/14 12:31 AM

REPORT-EL30

PAGE 0018-01

0018 10B YONA

	VOTES	PERCENT
REGISTERED VOTERS - TOTAL	743	
BALLOTS CAST - TOTAL	578	
VOTER TURNOUT - TOTAL		77.79

Governor and Lt Governor

VOTE FOR 1		
1. GUTIERREZ/GUMATAOTAO (DEM)	216	39.27
1. CALVO/TENORIO INC (REP)	334	60.73
WRITE-IN	0	
Total	550	
Over Votes	16	
Under Votes	12	

Guam Legislature

VOTE FOR 15		
1. AGUON JR., Frank Blas INC (DEM)	388	5.62
2. BAZA-HILLS, Derick (DEM)	199	2.88
3. RODRIGUEZ JR., Dennis G. INC (DEM)	279	4.04
4. CRUZ JR., Rodney A. (DEM)	128	1.85
5. RESPICIO, Rory J. INC (DEM)	241	3.49
6. GUTHERTZ, Dr. Judith Paulette (DEM)	228	3.30
7. PALACIOS, Adolpho Borja (DEM)	218	3.16
8. CRISTOBAL, Hope Alvarez (DEM)	185	2.68
9. CRUZ, Benjamin J.F. INC (DEM)	285	4.13
10. SAN NICOLAS, Michael F.Q. INC (DEM)	286	4.14
11. UNDERWOOD, Nerissa Bretania (DEM)	242	3.51
12. WDN PAT, Judith T. P. INC (DEM)	278	4.03
13. MUNA BARNES, Tina INC (DEM)	282	4.09
14. UNGACTA, Frank T. Jr. (DEM)	84	1.22
15. ADA, Thomas C. INC (DEM)	303	4.39
1. TORRES, Mary Camacho (REP)	272	3.94
2. BLAS, Roland (REP)	215	3.12
3. DUENAS, Christopher M. INC (REP)	224	3.25
4. ADA, Tony INC (REP)	334	4.84
5. PEREZ, Valentino Gumataotao (REP)	107	1.55
6. LEON GUERRERO, Glenn A. (REP)	199	2.88
7. BLAS JR., Frank F. (REP)	255	3.70
8. MORRISON, Tommy INC (REP)	291	4.22
9. MCCREADIE, Brant T. INC (REP)	225	3.26
10. ESPALDON, Jim. (REP)	252	3.65
11. YAMASHITA, PhD Aline A. INC (REP)	217	3.14
12. MENDIOLA, Adonis J.C. (REP)	201	2.91
13. TAITANO, Michelle H. (REP)	131	1.90
14. CASTRO, Wil (REP)	244	3.54
15. BENAVENTE, Felix C. (REP)	101	1.46
WRITE-IN	7	.10
Total	6901	
Over Votes	105	
Under Votes	1664	

NV Delegate U.S. Rep.

VOTE FOR 1		
1. BORDALLO, Madeleine Z. INC (DEM)	335	61.02
1. METCALFE, Margaret G. (REP)	211	38.43
WRITE-IN	3	.55
Total	549	
Over Votes	0	
Under Votes	29	

RETAIN TORRES

VOTE FOR 1		
YES	382	82.15
NO	83	17.85
Total	465	
Over Votes	0	
Under Votes	113	

RETAIN BORDALLO

VOTE FOR 1		
YES	385	85.75
NO	64	14.25
Total	449	
Over Votes	0	
Under Votes	129	

NON Attorney General

VOTE FOR 1		
1. BARRETT-ANDERSON, Elizabeth	385	70.64
2. RAPADAS, Leonard M. INC	159	29.17
WRITE-IN	1	.18
Total	545	
Over Votes	0	
Under Votes	33	

NON Guam Education Board

VOTE FOR 6		
1. ADA, Peter Alexxis D. INC	333	16.86
2. SANTOS, Joseph Cruz	194	9.82
3. BENAVENTE, Lourdes M. INC	204	10.33
4. CRUZ, Dr. Jose Q. INC	252	12.76
5. AYUYU, Ronald A. INC	163	8.25
6. SAN NICOLAS, Lourdes B.S.	211	10.68
7. TAINATONGO, Rosie Rivera	208	10.53
8. GUTIERREZ, Maria A. INC	190	9.62
9. SAN AGUSTIN, Albert T. INC	220	11.14
Total	1975	
Over Votes	12	
Under Votes	1481	

RUN DATE:11/25/14 12:31 AM

REPORT-EL30 PAGE 0018-02

0018 10B- YONA

VOTES PERCENT

NON Consolidated Commission on Utilities

VOTE FOR 3

1. SANCHEZ II, Simon A. INC	262	20.65
2. LEON GUERRERO, Andrew S.	106	8.35
3. SANTOS, Francis E.	167	13.16
4. GARRIDO, Earl J.	79	6.23
5. TUPAZ, Fred Quinene	60	4.73
6. HAGEN, William.	119	9.38
7. PALOMO, Benigno M. INC	127	10.01
8. BAMBA, Joseph G.	120	9.46
9. PAYNE, William.	72	5.67
10. SERVINO, Jose S..	46	3.62
11. HARA, Eloy P. INC	111	8.75
WRITE-IN.	0	
Total	1269	
Over Votes	60	
Under Votes	405	

LEGISLATIVE SUBMITTED REFERENDUM

VOTE FOR 1

YES	341	64.34
NO.	189	35.66
Total	530	
Over Votes	0	
Under Votes	48	



GUAM ELECTION COMMISSION

Kumision Ileksion Guahan



Your VOTE is your voice. ✓ BOTA ya un isa kuenta.

CERTIFICATION OF VOTES FOR THE 2014 GENERAL ELECTION

ORDOT/CHALAN PAGO

GOVERNOR / LT. GOVERNOR	<u>1876</u>
NON-VOTING DELEGATE TO THE U.S. HOUSE OF REPRESENTATIVES	<u>1876</u>
LEGISLATURE	<u>1876</u>
JUDICIAL RETENTION QUESTIONS	<u>1876</u>
ATTORNEY GENERAL	<u>1876</u>
GUAM EDUCATION BOARD	<u>1876</u>
CONSOLIDATED COMMISSION ON UTILITIES	<u>1876</u>
LEGISLATIVE-SUBMITTED REFERENDUM	<u>1876</u>

CERTIFIED BY:

GUAM ELECTION COMMISSION BOARD OF DIRECTORS

NOV 22 2014

DATE CERTIFIED

Joseph F. Mesa Date
Chairman

Alice M. Taijeron
Vice-Chairperson

12/1/2014
Date

Dot H. Chargualaf Date
Member

G. Patrick Civile
Member

11/25/14
Date

Joseph P. Mafnas Date
Member

16 DEC 14

Martha C. Ruth
Member

11-25-14
Date

Johnny P. Taitano Date
Member

25 NOV 14

RUN DATE:11/25/14 12:31 AM

REPORT-EL30

PAGE 0019-01

0019 11 ORDOT-CHALAN PAGO

	VOTES	PERCENT
REGISTERED VOTERS - TOTAL	726	
BALLOTS CAST - TOTAL	577	
VOTER TURNOUT - TOTAL		79.48

Governor and Lt Governor

VOTE FOR 1		
1. GUTIERREZ/GUMATAOTAO (DEM).	174	31.29
1. CALVO/TENORIO INC (REP).	379	68.17
WRITE-IN.	3	.54
Total	556	
Over Votes	13	
Under Votes	8	

Guam Legislature

VOTE FOR 15		
1. AGUON JR., Frank Blas INC (DEM)	373	5.44
2. BAZA-HILLS, Derick (DEM)	153	2.23
3. RODRIGUEZ JR., Dennis G. INC (DEM)	304	4.43
4. CRUZ JR., Rodney A. (DEM)	104	1.52
5. RESPICIO, Rory J. INC (DEM)	233	3.40
6. GUTHERTZ, Dr. Judith Paulette (DEM).	198	2.89
7. PALACIOS, Adolfo Borja (DEM).	203	2.96
8. CRISTOBAL, Hope Alvarez (DEM).	194	2.83
9. CRUZ, Benjamin J.F. INC (DEM).	272	3.96
10. SAN NICOLAS, Michael F.Q. INC (DEM)	270	3.94
11. UNDERWOOD, Nerissa Bretania (DEM)	224	3.26
12. WON PAT, Judith T. P. INC (DEM).	254	3.70
13. MUNA BARNES, Tina INC (DEM)	269	3.92
14. UNGACTA, Frank T. Jr. (DEM)	60	.87
15. ADA, Thomas C. INC (DEM)	304	4.43
1. TORRES, Mary Camacho (REP).	288	4.20
2. BLAS, Roland (REP)	174	2.54
3. DUENAS, Christopher M. INC (REP).	247	3.60
4. ADA, Tony INC (REP)	339	4.94
5. PEREZ, Valentino Gumataotao (REP)	111	1.62
6. LEON GUERRERO, Glenn A. (REP).	209	3.05
7. BLAS JR., Frank F. (REP)	261	3.80
8. MORRISON, Tommy INC (REP)	325	4.74
9. McCREADIE, Brant T. INC (REP).	254	3.70
10. ESPALDON, Jim. (REP)	280	4.08
11. YAMASHITA, PhD Aline A. INC (REP).	241	3.51
12. MENDIOLA, Adonis J.C. (REP)	232	3.38
13. TAITANO, Michelle H. (REP)	139	2.03
14. CASTRO, Wil (REP)	223	3.25
15. BENAVENTE, Felix C. (REP).	111	1.62
WRITE-IN.	12	.17
Total	6861	
Over Votes	30	
Under Votes	1755	

NV Delegate U.S. Rep.

VOTE FOR 1		
1. BORDALLO, Madeleine Z. INC (DEM).	305	56.17
1. METCALFE, Margaret G. (REP)	237	43.65
WRITE-IN.	1	.18
Total	543	
Over Votes	3	
Under Votes	31	

RETAIN TORRES

VOTE FOR 1		
YES	369	79.87
NO.	93	20.13
Total	462	
Over Votes	0	
Under Votes	115	

RETAIN BORDALLO

VOTE FOR 1		
YES	391	86.12
NO.	63	13.88
Total	454	
Over Votes	0	
Under Votes	123	

NON Attorney General

VOTE FOR 1		
1. BARRETT-ANDERSON, Elizabeth	401	72.91
2. RAPADAS, Leonard M. INC.	149	27.09
WRITE-IN.	0	
Total	550	
Over Votes	0	
Under Votes	27	

NON Guam Education Board

VOTE FOR 6		
1. ADA, Peter Alexxis D. INC	335	16.63
2. SANTOS, Joseph Cruz	180	8.94
3. BENAVENTE, Lourdes M. INC	227	11.27
4. CRUZ, Dr. Jose Q. INC	251	12.46
5. AYUYU, Ronald A. INC.	169	8.39
6. SAN NICOLAS, Lourdes B.S.	225	11.17
7. TAINATONGO, Rosie Rivera	213	10.58
8. GUTIERREZ, Maria A. INC.	197	9.78
9. SAN AGUSTIN, Albert T. INC.	217	10.77
Total	2014	
Over Votes	12	
Under Votes	1431	

RUN DATE:11/25/14 12:31 AM

REPORT-EL30 PAGE 0019-02

0019 11 ORDOT-CHALAN PAGO

VOTES PERCENT

NON Consolidated Commission on Utilities
VOTE FOR 3

1. SANCHEZ II, Simon A. INC	252	18.65
2. LEON GUERRERO, Andrew S.	112	8.29
3. SANTOS, Francis E.	156	11.55
4. GARRIDO, Earl J.	88	6.51
5. TUPAZ, Fred Quinene	59	4.37
6. HAGEN, William.	123	9.10
7. PALOMO, Benigno M. INC	140	10.36
8. BAMBA, Joseph G.	135	9.99
9. PAYNE, William.	96	7.11
10. SERVINO, Jose S..	52	3.85
11. HARA, Eloy P. INC	135	9.99
WRITE-IN.	3	.22
Total	1351	
Over Votes	30	
Under Votes	350	

LEGISLATIVE SUBMITTED REFERENDUM

VOTE FOR 1

YES	296	54.11
NO.	251	45.89
Total	547	
Over Votes	0	
Under Votes	30	

RUN DATE:11/25/14 12:31 AM

REPORT-EL30

PAGE 0020-01

0020 11A ORDOT-CHALAN PAGO

	VOTES	PERCENT
REGISTERED VOTERS - TOTAL	876	
BALLOTS CAST - TOTAL	660	
VOTER TURNOUT - TOTAL		75.34

Governor and Lt Governor

VOTE FOR 1		
1. GUTIERREZ/GUMATACTAO (DEM)	217	34.28
1. CALVO/TENORIO INC (REP)	416	65.72
WRITE-IN	0	
Total	633	
Over Votes	20	
Under Votes	7	

Guam Legislature

VOTE FOR 15		
1. AGUON JR., Frank Blas INC (DEM)	418	5.43
2. BAZA-HILLS, Derick (OEM)	160	2.08
3. RODRIGUEZ JR., Dennis G. INC (DEM)	365	4.74
4. CRUZ JR., Rodney A. (DEM)	132	1.72
5. RESPICIO, Rory J. INC (DEM)	267	3.47
6. GUTHERTZ, Dr. Judith Paulette (DEM)	228	2.96
7. PALACIOS, Adolpho Borja (DEM)	234	3.04
8. CRISTOBAL, Hope Alvarez (OEM)	215	2.79
9. CRUZ, Benjamin J.F. INC (OEM)	282	3.67
10. SAN NICOLAS, Michael F.Q. INC (DEM)	293	3.81
11. UNDERWOOD, Nerissa Bretania (DEM)	294	3.82
12. WON PAT, Judith T. P. INC (DEM)	276	3.59
13. MUNA BARNES, Tina INC (DEM)	304	3.95
14. UNGACTA, Frank T. Jr. (DEM)	66	.86
15. ADA, Thomas C. INC (DEM)	329	4.28
1. TORRES, Mary Camacho (REP)	325	4.22
2. BLAS, Roland (REP)	172	2.24
3. DUENAS, Christopher M. INC (REP)	263	3.42
4. ADA, Tony INC (REP)	376	4.89
5. PEREZ, Valentino Gumataotao (REP)	136	1.77
6. LEON GUERRERO, Glenn A. (REP)	244	3.17
7. BLAS JR., Frank F. (REP)	279	3.63
8. MORRISON, Tommy INC (REP)	347	4.51
9. McCREADIE, Brant T. INC (REP)	275	3.57
10. ESPALDON, Jim. (REP)	336	4.37
11. YAMASHITA, PhD Aline A. INC (REP)	263	3.42
12. MENDIOLA, Adonis J.C. (REP)	246	3.20
13. TAITANO, Michelle H. (REP)	186	2.42
14. CASTRO, Wil (REP)	247	3.21
15. BENAVENTE, Felix C. (REP)	125	1.62
WRITE-IN	10	.13
Total	7693	
Over Votes	150	
Under Votes	2045	

NV Delegate U.S. Rep.

VOTE FOR 1		
1. BORDALLO, Madeleine Z. INC (OEM)	378	59.90
1. METCALFE, Margaret G. (REP)	252	39.94
WRITE-IN	1	.16
Total	631	
Over Votes	5	
Under Votes	24	

RETAIN TORRES

VOTE FOR 1		
YES	437	83.40
NO	87	16.60
Total	524	
Over Votes	0	
Under Votes	136	

RETAIN BORDALLO

VOTE FOR 1		
YES	447	87.48
NO	64	12.52
Total	511	
Over Votes	0	
Under Votes	149	

NON Attorney General

VOTE FOR 1		
1. BARRETT-ANDERSON, Elizabeth	451	72.51
2. RAPADAS, Leonard M. INC.	169	27.17
WRITE-IN	2	.32
Total	622	
Over Votes	2	
Under Votes	36	

NON Guam Education Board

VOTE FOR 6		
1. ADA, Peter Alecxis D. INC	367	15.36
2. SANTOS, Joseph Cruz	230	9.62
3. BENAVENTE, Lourdes M. INC	261	10.92
4. CRUZ, Dr. Jose Q. INC	298	12.47
5. AYUYU, Ronald A. INC.	185	7.74
6. SAN NICOLAS, Lourdes B.S.	289	12.09
7. TAINATONGO, Rosie Rivera	242	10.13
8. GUTIERREZ, Maria A. INC.	241	10.08
9. SAN AGUSTIN, Albert T. INC.	277	11.59
Total	2390	
Over Votes	18	
Under Votes	1546	

0020 11A ORDOT-CHALAN PAGO

VOTES PERCENT

NON Consolidated Commission on Utilities

VOTE FOR 3

1. SANCHEZ II, Simon A. INC	307	19.91
2. LEON GUERRERO, Andrew S.	128	8.30
3. SANTOS, Francis E.	167	10.83
4. GARRIDO, Earl J.	82	5.32
5. TUPAZ, Fred Quinene	74	4.80
6. HAGEN, William.	150	9.73
7. PALOMO, Benigno M. INC	143	9.27
8. BAMBA, Joseph G.	171	11.09
9. PAYNE, William.	108	7.00
10. SERVINO, Jose S.	67	4.35
11. HARA, Eloy P. INC	143	9.27
WRITE-IN.	2	.13
Total	1542	
Over Votes	48	
Under Votes	387	

LEGISLATIVE SUBMITTED REFERENDUM

VOTE FOR 1

YES	342	55.07
NO.	279	44.93
Total	621	
Over Votes	0	
Under Votes	39	

RUN DATE:11/25/14 12:31 AM

REPORT-EL30

PAGE 0021-01

0021 11B ORDOT-CHALAN PAGO

	VOTES	PERCENT
REGISTERED VOTERS - TOTAL	825	
BALLOTS CAST - TOTAL	639	
VOTER TURNOUT - TOTAL		77.45

Governor and Lt Governor

VOTE FOR 1		
1. GUTIERREZ/GUMATAOTAO (DEM)	216	35.35
1. CALVO/TENORIO INC (REP)	395	64.65
WRITE-IN	0	
Total	611	
Over Votes	18	
Under Votes	10	

Guam Legislature

VOTE FOR 15		
1. AGUON JR., Frank Blas INC (DEM)	419	5.60
2. BAZA-HILLS, Derick (DEM)	157	2.10
3. RODRIGUEZ JR., Dennis G. INC (DEM)	342	4.57
4. CRUZ JR., Rodney A. (DEM)	117	1.56
5. RESPICIO, Rory J. INC (DEM)	262	3.50
6. GÜTHERTZ, Dr. Judith Paulette (DEM)	199	2.66
7. PALACIOS, Adolpho Borja (DEM)	232	3.10
8. CRISTOBAL, Hope Alvarez (DEM)	214	2.86
9. CRUZ, Benjamin J.F. INC (DEM)	281	3.75
10. SAN NICOLAS, Michael F.Q. INC (DEM)	309	4.13
11. UNDERWOOD, Nerissa Bretania (DEM)	261	3.49
12. WON PAT, Judith T. P. INC (DEM)	283	3.78
13. MUNA BARNES, Tina INC (DEM)	304	4.06
14. UNGACTA, Frank T. Jr. (DEM)	68	.91
15. ADA, Thomas C. INC (DEM)	335	4.47
1. TORRES, Mary Camacho (REP)	300	4.01
2. BLAS, Roland (REP)	184	2.46
3. DUENAS, Christopher M. INC (REP)	251	3.35
4. ADA, Tony INC (REP)	363	4.85
5. PEREZ, Valentino Gumataotao (REP)	130	1.74
6. LEON GUERRERO, Glenn A. (REP)	219	2.93
7. BLAS JR., Frank F. (REP)	303	4.05
8. MORRISON, Tommy INC (REP)	331	4.42
9. McCREADIE, Brant T. INC (REP)	271	3.62
10. ESPALDON, Jim. (REP)	313	4.18
11. YAMASHITA, PhD Aline A. INC (REP)	264	3.53
12. MENDIOLA, Adonis J.C. (REP)	254	3.39
13. TAITANO, Michelle H. (REP)	154	2.06
14. CASTRO, Wil (REP)	242	3.23
15. BENAVENTE, Felix C. (REP)	120	1.60
WRITE-IN	5	.07
Total	7487	
Over Votes	105	
Under Votes	1993	

NV Delegate U.S. Rep.

VOTE FOR 1		
1. BORDALLO, Madeleine Z. INC (DEM)	369	60.10
1. METCALFE, Margaret G. (REP)	241	39.25
WRITE-IN	4	.65
Total	614	
Over Votes	0	
Under Votes	25	

RETAIN TORRES

VOTE FOR 1		
YES	440	80.00
NO.	110	20.00
Total	550	
Over Votes	0	
Under Votes	89	

RETAIN BORDALLO

VOTE FOR 1		
YES	433	86.43
NO.	68	13.57
Total	501	
Over Votes	0	
Under Votes	138	

NON Attorney General

VOTE FOR 1		
1. BARRETT-ANDERSON, Elizabeth	423	69.46
2. RAPADAS, Leonard M. INC.	184	30.21
WRITE-IN	2	.33
Total	609	
Over Votes	0	
Under Votes	30	

NON Guam Education Board

VOTE FOR 6		
1. ADA, Peter Alexxis D. INC	366	16.12
2. SANTOS, Joseph Cruz	200	8.81
3. BENAVENTE, Lourdes M. INC	250	11.01
4. CRUZ, Dr. Jose Q. INC	300	13.22
5. AYUYU, Ronald A. INC.	191	8.41
6. SAN NICOLAS, Lourdes B.S.	256	11.28
7. TAINATONGO, Rosie Rivera	229	10.09
8. GUTIERREZ, Maria A. INC.	218	9.60
9. SAN AGUSTIN, Albert T. INC.	260	11.45
Total	2270	
Over Votes	12	
Under Votes	1551	

RUN DATE:11/25/14 12:31 AM

REPORT-EL30

PAGE 0021-02

0021 11B ORDOT-CHALAN PAGO

VOTES PERCENT

NON Consolidated Commission on Utilities

VOTE FOR 3

1. SANCHEZ II, Simon A. INC	278	19.41
2. LEON GUERRERO, Andrew S.	120	8.38
3. SANTOS, Francis E.	177	12.36
4. GARRIDO, Earl J.	91	6.35
5. TUPAZ, Fred Quinene	79	5.52
6. HAGEN, William.	112	7.82
7. PALOMO, Benigno M. INC	149	10.41
8. BAMBA, Joseph G.	152	10.61
9. PAYNE, William.	91	6.35
10. SERVINO, Jose S.	49	3.42
11. HARA, Eloy P. INC	131	9.15
WRITE-IN.	3	.21
Total	1432	
Over Votes	63	
Under Votes	422	

LEGISLATIVE SUBMITTED REFERENDUM

VOTE FOR 1

YES	358	59.08
NO.	248	40.92
Total	606	
Over Votes	0	
Under Votes	33	



GUAM ELECTION COMMISSION
Kumision Eleksion Guåhan



Your **VOPE** is your voice. ✓ **BÖFA** ya un ma kuenta.

**CERTIFICATION OF VOTES FOR THE
 2014 GENERAL ELECTION**

SINAJANA


GOVERNOR / LT. GOVERNOR	<u>1456</u>
NON-VOTING DELEGATE TO THE U.S. HOUSE OF REPRESENTATIVES LEGISLATURE	<u>1456</u> <u>1456</u>
JUDICIAL RETENTION QUESTIONS	<u>1456</u>
ATTORNEY GENERAL	<u>1456</u>
GUAM EDUCATION BOARD	<u>1456</u>
CONSOLIDATED COMMISSION ON UTILITIES	<u>1456</u>
LEGISLATIVE-SUBMITTED REFERENDUM	<u>1456</u>

CERTIFIED BY:

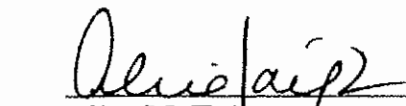
GUAM ELECTION COMMISSION BOARD OF DIRECTORS

NOV 22 2014


DATE CERTIFIED



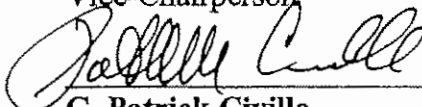
Joseph F. Mesa Date
 Chairman




Alice M. Taiteron Date
 Vice-Chairperson



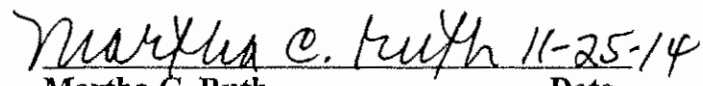
Don H. Chargualaf Date
 Member




G. Patrick Civile Date
 Member



Joseph P. Mafnas Date
 Member



Martha C. Ruth Date
 Member



Johnny P. Taitano Date
 Member

RUN DATE:11/25/14 12:31 AM

REPORT-EL30

PAGE 0022-01

0022 12 SINAJANA

	VOTES	PERCENT
REGISTERED VOTERS - TOTAL	968	
BALLOTS CAST - TOTAL	740	
VOTER TURNOUT - TOTAL		76.45

Governor and Lt Governor

VOTE FOR 1		
1. GUTIERREZ/GUMATAOTAO (DEM)	230	32.72
1. CALVO/TENORIO INC (REP)	470	66.86
WRITE-IN	3	.43
Total	703	
Over Votes	27	
Under Votes	10	

Guam Legislature

VOTE FOR 15		
1. AGUON JR., Frank Blas INC (DEM)	457	5.23
2. BAZA-HILLS, Derick (DEM)	176	2.01
3. RODRIGUEZ JR., Dennis G. INC (DEM)	355	4.06
4. CRUZ JR., Rodney A. (DEM)	117	1.34
5. RESPICIO, Rory J. INC (DEM)	300	3.43
6. GUTHERTZ, Dr. Judith Paulette (DEM)	219	2.51
7. PALACIOS, Adolpho Borja (DEM)	211	2.41
8. CRISTOBAL, Hope Alvarez (DEM)	257	2.94
9. CRUZ, Benjamin J.F. INC (DEM)	337	3.86
10. SAN NICOLAS, Michael F.Q. INC (DEM)	328	3.75
11. UNDERWOOD, Nerissa Bretania (DEM)	275	3.15
12. WON PAT, Judith T. P. INC (DEM)	334	3.82
13. MUNA BARNES, Tina INC (DEM)	321	3.67
14. UNGACTA, Frank T. Jr. (DEM)	73	.84
15. ADA, Thomas C. INC (DEM)	391	4.47
1. TORRES, Mary Camacho (REP)	347	3.97
2. BLAS, Roland (REP)	227	2.60
3. DUENAS, Christopher M. INC (REP)	350	4.00
4. ADA, Tony INC (REP)	497	5.69
5. PEREZ, Valentino Gumataotao (REP)	176	2.01
6. LEON GUERRERO, Glenn A. (REP)	281	3.21
7. BLAS JR., Frank F. (REP)	379	4.34
8. MORRISON, Tommy INC (REP)	372	4.26
9. MCCREADIE, Brant T. INC (REP)	342	3.91
10. ESPALDON, Jim. (REP)	363	4.15
11. YAMASHITA, PhD Aline A. INC (REP)	305	3.49
12. MENDIOLA, Adonis J.C. (REP)	283	3.24
13. TAITANO, Michelle H. (REP)	183	2.09
14. CASTRO, Wil (REP)	318	3.64
15. BENAVENTE, Felix C. (REP)	155	1.77
WRITE-IN	12	.14
Total	8741	
Over Votes	135	
Under Votes	2206	

NV Delegate U.S. Rep.

VOTE FOR 1		
1. BORDALLO, Madeleine Z. INC (DEM)	418	58.96
1. METCALFE, Margaret G. (REP)	290	40.90
WRITE-IN	1	.14
Total	709	
Over Votes	3	
Under Votes	28	

RETAIN TORRES

VOTE FOR 1		
YES	514	82.64
NO	108	17.36
Total	622	
Over Votes	1	
Under Votes	117	

RETAIN BORDALLO

VOTE FOR 1		
YES	519	87.82
NO	72	12.18
Total	591	
Over Votes	0	
Under Votes	149	

NON Attorney General

VOTE FOR 1		
1. BARRETT-ANDERSON, Elizabeth	487	69.57
2. RAPADAS, Leonard M. INC.	211	30.14
WRITE-IN	2	.29
Total	700	
Over Votes	0	
Under Votes	40	

NON Guam Education Board

VOTE FOR 6		
1. ADA, Peter Alexis D. INC	433	16.65
2. SANTOS, Joseph Cruz	248	9.53
3. BENAVENTE, Lourdes M. INC	273	10.50
4. CRUZ, Dr. Jose Q. INC	321	12.34
5. AYUYU, Ronald A. INC.	216	8.30
6. SAN NICOLAS, Lourdes B.S.	281	10.80
7. TAINATONGO, Rosie Rivera	268	10.30
8. GUTIERREZ, Maria A. INC.	256	9.84
9. SAN AGUSTIN, Albert T. INC.	305	11.73
Total	2601	
Over Votes	18	
Under Votes	1810	

RUN DATE:11/25/14 12:31 AM

REPORT-EL30 PAGE 0022-02

0022 12 SINAJANA

VOTES PERCENT

NON Consolidated Commission on Utilities

VOTE FOR 3

1. SANCHEZ II, Simon A. INC	322	18.47
2. LEON GUERRERO, Andrew S.	147	8.43
3. SANTOS, Francis E.	234	13.43
4. GARRIDO, Earl J.	127	7.29
5. TUPAZ, Fred Quinene	67	3.84
6. HAGEN, William.	159	9.12
7. PALOMO, Benigno M. INC	163	9.35
8. BAMBA, Joseph G.	153	8.78
9. PAYNE, William.	122	7.00
10. SERVINO, Jose S.	49	2.81
11. HARA, Eloy P. INC	199	11.42
WRITE-IN.	1	.06
Total	1743	
Over Votes	60	
Under Votes	416	

LEGISLATIVE SUBMITTED REFERENDUM

VOTE FOR 1

YES	432	61.80
NO.	267	38.20
Total	699	
Over Votes	0	
Under Votes	41	

0023 12A SINAJANA

	VOTES	PERCENT
REGISTERED VOTERS - TOTAL	909	
BALLOTS CAST - TOTAL	716	
VOTER TURNOUT - TOTAL		78.77

Governor and Lt Governor

VOTE FOR 1		
1. GUTIERREZ/GUMATAOTAO (DEM)	231	34.12
1. CALVO/TENORIO INC (REP)	444	65.58
WRITE-IN	2	.30
Total	677	
Over Votes	20	
Under Votes	19	

Guam Legislature

VOTE FOR 15		
1. AGUON JR., Frank Blas INC (DEM)	428	5.05
2. BAZA-HILLS, Derick (OEM)	186	2.19
3. RODRIGUEZ JR., Dennis G. INC (OEM)	373	4.40
4. CRUZ JR., Rodney A. (DEM)	135	1.59
5. RESPICIO, Rory J. INC (DEM)	283	3.34
6. GUTHERTZ, Dr. Judith Paulette (DEM)	246	2.90
7. PALACIOS, Adolpho Borja (DEM)	246	2.90
8. CRISTOBAL, Hope Alvarez (DEM)	255	3.01
9. CRUZ, Benjamin J.F. INC (OEM)	341	4.02
10. SAN NICOLAS, Michael F.Q. INC (DEM)	300	3.54
11. UNDERWOOD, Nerissa Bretania (OEM)	294	3.47
12. WON PAT, Judith T. P. INC (DEM)	331	3.90
13. MUNA BARNES, Tina INC (DEM)	356	4.20
14. UNGACTA, Frank T. Jr. (DEM)	74	.87
15. ADA, Thomas C. INC (DEM)	351	4.14
1. TORRES, Mary Camacho (REP)	307	3.62
2. BLAS, Roland (REP)	194	2.29
3. DUENAS, Christopher M. INC (REP)	323	3.81
4. ADA, Tony INC (REP)	467	5.51
5. PEREZ, Valentino Gumataotao (REP)	195	2.30
6. LEON GUERRERO, Glenn A. (REP)	278	3.28
7. BLAS JR., Frank F. (REP)	346	4.08
8. MORRISON, Tommy INC (REP)	359	4.23
9. McCREADIE, Brant T. INC (REP)	303	3.57
10. ESPALDON, Jim. (REP)	341	4.02
11. YAMASHITA, PhD Aline A. INC (REP)	272	3.21
12. MENDIOLA, Adonis J.C. (REP)	282	3.33
13. TAITANO, Michelle H. (REP)	177	2.09
14. CASTRO, Wil (REP)	273	3.22
15. BENAVENTE, Felix C. (REP)	144	1.70
WRITE-IN	19	.22
Total	8479	
Over Votes	105	
Under Votes	2154	

NV Delegate U.S. Rep.

VOTE FOR 1		
1. BORDALLO, Madeleine Z. INC (DEM)	386	56.52
1. METCALFE, Margaret G. (REP)	290	42.46
WRITE-IN	7	1.02
Total	683	
Over Votes	4	
Under Votes	29	

RETAIN TORRES

VOTE FOR 1		
YES	481	78.59
NO	131	21.41
Total	612	
Over Votes	0	
Under Votes	104	

RETAIN BORDALLO

VOTE FOR 1		
YES	487	86.65
NO	75	13.35
Total	562	
Over Votes	0	
Under Votes	154	

NON Attorney General

VOTE FOR 1		
1. BARRETT-ANDERSON, Elizabeth	470	69.63
2. RAPADAS, Leonard M. INC.	204	30.22
WRITE-IN	1	.15
Total	675	
Over Votes	0	
Under Votes	41	

NON Guam Education Board

VOTE FOR 6		
1. ADA, Peter Alexxis O. INC	410	16.19
2. SANTOS, Joseph Cruz	233	9.20
3. BENAVENTE, Lourdes M. INC	274	10.82
4. CRUZ, Dr. Jose Q. INC	327	12.91
5. AYUYU, Ronald A. INC.	201	7.94
6. SAN NICOLAS, Lourdes B.S.	272	10.74
7. TAINATONGO, Rosie Rivera	256	10.11
8. GUTIERREZ, Maria A. INC.	256	10.11
9. SAN AGUSTIN, Albert T. INC.	303	11.97
Total	2532	
Over Votes	12	
Under Votes	1750	

0023 12A SINAJANA

VOTES PERCENT

NON Consolidated Commission on Utilities

VOTE FOR 3

1. SANCHEZ II, Simon A. INC	293	17.54
2. LEON GUERRERO, Andrew S.	155	9.28
3. SANTOS, Francis E.	223	13.35
4. GARRIDO, Earl J.	98	5.87
5. TUPAZ, Fred Quinene	64	3.83
6. HAGEN, William.	149	8.92
7. PALOMO, Benigno M. INC	141	8.44
8. BAMBA, Joseph G.	134	8.02
9. PAYNE, William.	130	7.78
10. SERVINO, Jose S..	60	3.59
11. HARA, Eloy P. INC	221	13.23
WRITE-IN.	2	.12
Total	1670	
Over Votes	48	
Under Votes	430	

LEGISLATIVE SUBMITTED REFERENDUM

VOTE FOR 1

YES	405	60.45
NO.	265	39.55
Total	670	
Over Votes	0	
Under Votes	46	



GUAM ELECTION COMMISSION

Kumision Eleksion Guahan



Your VOTE is your voice. ✓ BOTA ya un ma kuenta.

CERTIFICATION OF VOTES FOR THE 2014 GENERAL ELECTION

AGANA HEIGHTS


GOVERNOR / LT. GOVERNOR	<u>1391</u>
NON-VOTING DELEGATE TO THE U.S. HOUSE OF REPRESENTATIVES LEGISLATURE	<u>1391</u> <u>1391</u>
JUDICIAL RETENTION QUESTIONS	<u>1391</u>
ATTORNEY GENERAL	<u>1391</u>
GUAM EDUCATION BOARD	<u>1391</u>
CONSOLIDATED COMMISSION ON UTILITIES	<u>1391</u>
LEGISLATIVE-SUBMITTED REFERENDUM	<u>1391</u>


CERTIFIED BY:


GUAM ELECTION COMMISSION BOARD OF DIRECTORS

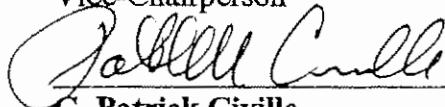
NOV 22 2014


DATE CERTIFIED

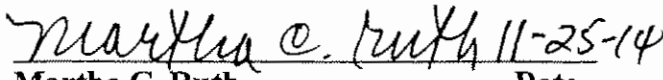

Joseph F. Mesa Date
Chairman



Alice M. Tajeron Date
Vice-Chairperson


Dot H. Charguaf Date
Member


G. Patrick Civile Date
Member


Joseph P. Mafnas Date
Member


Martha C. Ruth Date
Member


Johnny P. Taitano Date
Member

RUN DATE:11/25/14 12:31 AM

REPORT-EL30

PAGE 0024-01

0024 13 AGANA HEIGHTS

	VOTES	PERCENT
REGISTERED VOTERS - TOTAL	840	
BALLOTS CAST - TOTAL	662	
VOTER TURNOUT - TOTAL		78.81
Governor and Lt Governor		
VOTE FOR 1		
1. GUTIERREZ/GUMATAOTAO (DEM)	296	46.61
1. CALVO/TENORIO INC (REP)	335	52.76
WRITE-IN	4	.63
Total	635	
Over Votes	16	
Under Votes	9	

Guam Legislature

VOTE FOR 15		
1. AGUON JR., Frank Blas INC (DEM)	430	5.49
2. BAZA-HILLS, Derick (DEM)	191	2.44
3. RODRIGUEZ JR., Dennis G. INC (DEM)	348	4.44
4. CRUZ JR., Rodney A. (DEM)	128	1.63
5. RESPICIO, Rory J. INC (DEM)	299	3.82
6. GUTHERTZ, Dr. Judith Paulette (DEM)	242	3.09
7. PALACIOS, Adolpho Borja (DEM)	237	3.03
8. CRISTOBAL, Hope Alvarez (DEM)	219	2.80
9. CRUZ, Benjamin J.F. INC (DEM)	340	4.34
10. SAN NICOLAS, Michael F.Q. INC (DEM)	299	3.82
11. UNDERWOOD, Nerissa Bretania (DEM)	267	3.41
12. WON PAT, Judith T. P. INC (DEM)	318	4.06
13. MUNA BARNES, Tina INC (DEM)	330	4.21
14. UNGACTA, Frank T. Jr. (DEM)	54	.69
15. ADA, Thomas C. INC (DEM)	374	4.77
1. TORRES, Mary Camacho (REP)	319	4.07
2. BLAS, Roland (REP)	193	2.46
3. DUENAS, Christopher M. INC (REP)	261	3.33
4. ADA, Tony INC (REP)	408	5.21
5. PEREZ, Valentino Gumataotao (REP)	141	1.80
6. LEON GUERRERO, Glenn A. (REP)	248	3.17
7. BLAS JR., Frank F. (REP)	310	3.96
8. MORRISON, Tommy INC (REP)	307	3.92
9. McCREADIE, Brant T. INC (REP)	260	3.32
10. ESPALDON, Jim. (REP)	336	4.29
11. YAMASHITA, PhD Aline A. INC (REP)	237	3.03
12. MENDIOLA, Adonis J.C. (REP)	228	2.91
13. TAITANO, Michelle H. (REP)	145	1.85
14. CASTRO, Wil (REP)	233	2.97
15. BENAVENTE, Felix C. (REP)	117	1.49
WRITE-IN	14	.18
Total	7833	
Over Votes	30	
Under Votes	2008	

NV Delegate U.S. Rep.

VOTE FOR 1		
1. BORDALLO, Madeleine Z. INC (DEM)	360	56.87
1. METCALFE, Margaret G. (REP)	271	42.81
WRITE-IN	2	.32
Total	633	
Over Votes	0	
Under Votes	29	

RETAIN TORRES

VOTE FOR 1		
YES	485	83.33
NO	97	16.67
Total	582	
Over Votes	0	
Under Votes	79	

RETAIN BORDALLO

VOTE FOR 1		
YES	461	84.74
NO	83	15.26
Total	544	
Over Votes	0	
Under Votes	116	

NON Attorney General

VOTE FOR 1		
1. BARRETT-ANDERSON, Elizabeth	440	68.75
2. RAPADAS, Leonard M. INC	199	31.09
WRITE-IN	1	.16
Total	640	
Over Votes	0	
Under Votes	21	

NON Guam Education Board

VOTE FOR 6		
1. ADA, Peter Alecxis D. INC	368	16.76
2. SANTOS, Joseph Cruz	182	8.29
3. BENAVENTE, Lourdes M. INC	227	10.34
4. CRUZ, Dr. Jose Q. INC	279	12.70
5. AYUYU, Ronald A. INC	161	7.33
6. SAN NICOLAS, Lourdes B.S.	245	11.16
7. TAINATONGO, Rosie Rivera	237	10.79
8. GUTIERREZ, Maria A. INC	240	10.93
9. SAN AGUSTIN, Albert T. INC	257	11.70
Total	2196	
Over Votes	12	
Under Votes	1730	

RUN DATE:11/25/14 12:31 AM

REPORT-EL30 PAGE 0024-02

0024 13 AGANA HEIGHTS

VOTES PERCENT

NON Consolidated Commission on Utilities

VOTE FOR 3

1. SANCHEZ II, Simon A. INC	241	15.34
2. LEON GUERRERO, Andrew S.	101	6.43
3. SANTOS, Francis E.	233	14.83
4. GARRIDO, Earl J.	163	10.38
5. TUPAZ, Fred Quinene	88	5.60
6. HAGEN, William.	136	8.66
7. PALOMO, Benigno M. INC	136	8.66
8. BAMBA, Joseph G.	186	11.84
9. PAYNE, William.	99	6.30
10. SERVINO, Jose S..	61	3.88
11. HARA, Eloy P. INC	125	7.96
WRITE-IN.	2	.13
Total	1571	
Over Votes	45	
Under Votes	363	

LEGISLATIVE SUBMITTED REFERENDUM

VOTE FOR 1

YES	382	60.63
NO.	248	39.37
Total	630	
Over Votes	0	
Under Votes	30	

RUN DATE:11/25/14 12:31 AM

REPORT-EL30

PAGE 0025-01

0025 13A AGANA HEIGHTS

	VOTES	PERCENT
REGISTERED VOTERS - TOTAL	939	
BALLOTS CAST - TOTAL	729	
VOTER TURNOUT - TOTAL		77.64

Governor and Lt Governor

VOTE FOR 1		
1. GUTIERREZ/GUMATAOTAO (DEM).	291	41.04
1. CALVO/TENORIO INC (REP).	414	58.39
WRITE-IN.	4	.56
Total	709	
Over Votes	9	
Under Votes	11	

Guam Legislature

VOTE FOR 15		
1. AGUON JR., Frank Blas INC (DEM)	462	5.48
2. BAZA-HILLS, Derick (DEM)	170	2.02
3. RODRIGUEZ JR., Dennis G. INC (DEM)	365	4.33
4. CRUZ JR., Rodney A. (DEM)	114	1.35
5. RESPICIO, Rory J. INC (DEM)	323	3.83
6. GUTHERTZ, Dr. Judith Paulette (DEM).	243	2.88
7. PALACIOS, Adolpho Borja (DEM).	262	3.11
8. CRISTOBAL, Hope Alvarez (DEM).	204	2.42
9. CRUZ, Benjamin J.F. INC (DEM).	373	4.42
10. SAN NICOLAS, Michael F.Q. INC (DEM)	296	3.51
11. UNDERWOOD, Nerissa Bretania (DEM)	294	3.49
12. WDN PAT, Judith T. P. INC (DEM).	316	3.75
13. MUNA BARNES, Tina INC (DEM)	362	4.29
14. UNGACTA, Frank T. Jr. (DEM)	66	.78
15. ADA, Thomas C. INC (DEM)	394	4.67
1. TORRES, Mary Camacho (REP).	351	4.16
2. BLAS, Roland (REP)	193	2.29
3. DUENAS, Christopher M. INC (REP).	271	3.21
4. ADA, Tony INC (REP)	430	5.10
5. PEREZ, Valentino Gumataotao (REP)	179	2.12
6. LEDN GUERRERO, Glenn A. (REP).	276	3.27
7. BLAS JR., Frank F. (REP)	328	3.89
8. MORRISON, Tommy INC (REP)	353	4.19
9. McCREADIE, Brant T. INC (REP).	309	3.67
10. ESPALDON, Jim. (REP)	404	4.79
11. YAMASHITA, PhD Aline A. INC (REP).	290	3.44
12. MENDIOLA, Adonis J.C. (REP)	258	3.06
13. TAITANO, Michelle H. (REP)	166	1.97
14. CASTRO, Wil (REP)	243	2.88
15. BENAVENTE, Felix C. (REP).	126	1.49
WRITE-IN.	9	.11
Total	8430	
Over Votes	150	
Under Votes	2319	

NV Delegate U.S. Rep.

VOTE FOR 1		
1. BORDALLO, Madeleine Z. INC (DEM).	365	51.55
1. METCALFE, Margaret G. (REP)	342	48.31
WRITE-IN.	1	.14
Total	708	
Over Votes	1	
Under Votes	20	

RETAIN TORRES

VOTE FOR 1		
YES	499	78.21
NO.	139	21.79
Total	638	
Over Votes	0	
Under Votes	91	

RETAIN BORDALLO

VOTE FOR 1		
YES	504	84.14
NO.	95	15.86
Total	599	
Over Votes	0	
Under Votes	129	

NON Attorney General

VOTE FOR 1		
1. BARRETT-ANDERSON, Elizabeth	506	72.29
2. RAPADAS, Leonard M. INC.	192	27.43
WRITE-IN.	2	.29
Total	700	
Over Votes	0	
Under Votes	29	

NON Guam Education Board

VOTE FOR 6		
1. ADA, Peter Alecxis O. INC	404	16.30
2. SANTOS, Joseph Cruz	241	9.73
3. BENAVENTE, Lourdes M. INC	279	11.26
4. CRUZ, Dr. Jose Q. INC	318	12.83
5. AYUYU, Ronald A. INC.	184	7.43
6. SAN NICOLAS, Lourdes B.S.	259	10.45
7. TAINATONGO, Rosie Rivera	238	9.60
8. GUTIERREZ, Maria A. INC.	272	10.98
9. SAN AGUSTIN, Albert T. INC.	283	11.42
Total	2478	
Over Votes	18	
Under Votes	1851	

RUN DATE:11/25/14 12:31 AM

REPORT-EL30 PAGE 0025-02

0025 13A AGANA HEIGHTS

VOTES PERCENT

NON Consolidated Commission on Utilities
VOTE FOR 3

1. SANCHEZ II, Simon A. INC	316	18.46
2. LEON GUERRERO, Andrew S.	132	7.71
3. SANTOS, Francis E.	257	15.01
4. GARRIDO, Earl J.	143	8.35
5. TUPAZ, Fred Quinene	59	3.45
6. HAGEN, William.	149	8.70
7. PALOMO, Benigno M. INC	144	8.41
8. BAMBA, Joseph G.	216	12.62
9. PAYNE, William.	97	5.67
10. SERVINO, Jose S..	65	3.80
11. HARA, Eloy P. INC	132	7.71
WRITE-IN.	2	.12
Total	1712	
Over Votes	54	
Under Votes	420	

LEGISLATIVE SUBMITTED REFERENDUM

VOTE FOR 1

YES	409	59.10
NO.	283	40.90
Total	692	
Over Votes	2	
Under Votes	32	



GUAM ELECTION COMMISSION
Kumision Eleksion Guåhan



Your **VOTE** is your voice. ✓ **BOTA** ya un ma kuenta.

**CERTIFICATION OF VOTES FOR THE
 2014 GENERAL ELECTION**

MONGMONG/TOTO/MAITE


GOVERNOR / LT. GOVERNOR	<u>1516</u>
NON-VOTING DELEGATE TO THE U.S. HOUSE OF REPRESENTATIVES LEGISLATURE	<u>1516</u>
JUDICIAL RETENTION QUESTIONS	<u>1516</u>
ATTORNEY GENERAL	<u>1516</u>
GUAM EDUCATION BOARD	<u>1516</u>
CONSOLIDATED COMMISSION ON UTILITIES	<u>1516</u>
LEGISLATIVE-SUBMITTED REFERENDUM	<u>1516</u>

CERTIFIED BY:

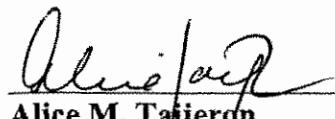
GUAM ELECTION COMMISSION BOARD OF DIRECTORS

NOV 22 2014


DATE CERTIFIED




 Joseph F. Mesa Date
 Chairman




 Alice M. Tajeron Date
 Vice-Chairperson




 Dot H. Chargualaf Date
 Member



 G. Patrick Civile Date
 Member



 Joseph P. Mafnas Date
 Member



 Martha C. Ruth Date
 Member



 Johnny P. Taitano Date
 Member

RUN DATE:11/25/14 12:31 AM

REPORT-EL30

PAGE 0026-01

0026 14 MONG MONG-TOTO-MAITE

	VOTES	PERCENT
REGISTERED VOTERS - TOTAL	1121	
BALLOTS CAST - TOTAL	816	
VOTER TURNOUT - TOTAL		72.79

Governor and Lt Governor

VOTE FOR 1		
1. GUTIERREZ/GUMATAOTAO (DEM)	220	28.21
1. CALVO/TENORIO INC (REP)	558	71.54
WRITE-IN	2	.26
Total	780	
Over Votes	27	
Under Votes	9	

Guam Legislature

VOTE FOR 15		
1. AGUON JR., Frank Bias INC (DEM)	468	4.89
2. BAZA-HILLS, Derick (DEM)	140	1.46
3. RODRIGUEZ JR., Dennis G. INC (DEM)	418	4.37
4. CRUZ JR., Rodney A. (DEM)	121	1.26
5. RESPICIO, Rory J. INC (DEM)	301	3.14
6. GUTHERTZ, Dr. Judith Paulette (DEM)	199	2.08
7. PALACIOS, Adolpho Borja (DEM)	236	2.47
8. CRISTOBAL, Hope Alvarez (DEM)	198	2.07
9. CRUZ, Benjamin J.F. INC (DEM)	321	3.35
10. SAN NICOLAS, Michael F.Q. INC (DEM)	345	3.60
11. UNDERWOOD, Nerissa Bretania (DEM)	296	3.09
12. WON PAT, Judith T. P. INC (DEM)	328	3.43
13. MUNA BARNES, Tina INC (DEM)	349	3.65
14. UNGACTA, Frank T. Jr. (DEM)	47	.49
15. ADA, Thomas C. INC (DEM)	399	4.17
1. TORRES, Mary Camacho (REP)	395	4.13
2. BLAS, Roland (REP)	268	2.80
3. DUENAS, Christopher M. INC (REP)	404	4.22
4. ADA, Tony INC (REP)	532	5.56
5. PEREZ, Valentino Gumataotao (REP)	213	2.22
6. LEDN GUERRERO, Glenn A. (REP)	346	3.61
7. BLAS JR., Frank F. (REP)	417	4.36
8. MORRISON, Tommy INC (REP)	467	4.88
9. McCREADIE, Brant T. INC (REP)	407	4.25
10. ESPALDON, Jim. (REP)	436	4.55
11. YAMASHITA, PhD Aline A. INC (REP)	376	3.93
12. MENDIOLA, Adonis J.C. (REP)	327	3.42
13. TAITANO, Michelle H. (REP)	239	2.50
14. CASTRO, Wil (REP)	381	3.98
15. BENAVENTE, Felix C. (REP)	183	1.91
WRITE-IN	17	.18
Total	9574	
Over Votes	75	
Under Votes	2549	

NV Delegate U.S. Rep.

VOTE FOR 1		
1. BORDALLO, Madeleine Z. INC (DEM)	411	51.70
1. METCALFE, Margaret G. (REP)	383	48.18
WRITE-IN	1	.13
Total	795	
Over Votes	1	
Under Votes	20	

RETAIN TORRES

VOTE FOR 1		
YES	548	80.95
NO	129	19.05
Total	677	
Over Votes	3	
Under Votes	135	

RETAIN BORDALLO

VOTE FOR 1		
YES	566	88.71
NO	72	11.29
Total	638	
Over Votes	0	
Under Votes	177	

NON Attorney General

VOTE FOR 1		
1. BARRETT-ANDERSON, Elizabeth	517	66.88
2. RAPADAS, Leonard M. INC.	256	33.12
WRITE-IN	0	
Total	773	
Over Votes	0	
Under Votes	42	

NON Guam Education Board

VOTE FOR 6		
1. ADA, Peter Alexis D. INC	496	17.45
2. SANTOS, Joseph Cruz	242	8.51
3. BENAVENTE, Lourdes M. INC	325	11.43
4. CRUZ, Dr. Jose Q. INC	386	13.58
5. AYUYU, Ronald A. INC.	210	7.39
6. SAN NICOLAS, Lourdes B.S.	305	10.73
7. TAINATONGO, Rosie Rivera	254	8.93
8. GUTIERREZ, Maria A. INC.	285	10.02
9. SAN AGUSTIN, Albert T. INC.	340	11.96
Total	2843	
Over Votes	6	
Under Votes	2012	

RUN DATE:11/25/14 12:31 AM

REPORT-EL30

PAGE 0026-02

0026 14 MONG MONG-TOTO-MAITE

VOTES PERCENT

NON Consolidated Commission on Utilities

VOTE FOR 3

1. SANCHEZ II, Simon A. INC	417	21.81
2. LEON GUERRERO, Andrew S.	155	8.11
3. SANTOS, Francis E.	198	10.36
4. GARRIDO, Earl J.	88	4.60
5. TUPAZ, Fred Quinene	80	4.18
6. HAGEN, William.	171	8.94
7. PALOMO, Benigno M. INC	210	10.98
8. BAMBA, Joseph G.	211	11.04
9. PAYNE, William.	124	6.49
10. SERVINO, Jose S..	80	4.18
11. HARA, Eloy P. INC	177	9.26
WRITE-IN.	1	.05
Total	1912	
Over Votes	63	
Under Votes	464	

LEGISLATIVE SUBMITTED REFERENDUM

VOTE FOR 1

YES	441	56.68
NO.	337	43.32
Total	778	
Over Votes	0	
Under Votes	38	

0027 14A MONG MONG-TOTO-MAITE

	VOTES	PERCENT
REGISTERED VOTERS - TOTAL	923	
BALLOTS CAST - TOTAL	700	
VOTER TURNOUT - TOTAL		75.84

Governor and Lt Governor

VOTE FOR 1		
1. GUTIERREZ/GUMATAOTAO (DEM).	188	28.14
1. CALVO/TENORIO INC (REP).	478	71.56
WRITE-IN.	2	.30
Total	668	
Over Votes	27	
Under Votes	5	

Guam Legislature

VOTE FOR 15		
1. AGUON JR., Frank Blas INC (DEM)	417	4.99
2. BAZA-HILLS, Derick (DEM)	121	1.45
3. RODRIGUEZ JR., Dennis G. INC (DEM)	370	4.43
4. CRUZ JR., Rodney A. (DEM)	95	1.14
5. RESPICIO, Rory J. INC (DEM)	239	2.86
6. GUTHERTZ, Dr. Judith Paulette (DEM).	213	2.55
7. PALACIOS, Adolpho Borja (DEM).	198	2.37
8. CRISTOBAL, Hope Alvarez (DEM).	196	2.34
9. CRUZ, Benjamin J.F. INC (DEM).	292	3.49
10. SAN NICOLAS, Michael F.Q. INC (DEM)	292	3.49
11. UNDERWOOD, Nerissa Bretania (DEM)	273	3.27
12. WON PAT, Judith T. P. INC (DEM).	297	3.55
13. MUNA BARNES, Tina INC (DEM)	292	3.49
14. UNGACTA, Frank T. Jr. (DEM)	55	.66
15. ADA, Thomas C. INC (DEM)	356	4.26
1. TORRES, Mary Camacho (REP).	347	4.15
2. BLAS, Roland (REP)	225	2.69
3. DUENAS, Christopher M. INC (REP).	352	4.21
4. ADA, Tony INC (REP)	430	5.14
5. PEREZ, Valentino Gumataotao (REP)	168	2.01
6. LEON GUERRERO, Glenn A. (REP).	323	3.86
7. BLAS JR., Frank F. (REP)	379	4.53
8. MORRISON, Tommy INC (REP)	380	4.55
9. McCREADIE, Brant T. INC (REP).	332	3.97
10. ESPALDON, Jim. (REP)	407	4.87
11. YAMASHITA, PhD Aline A. INC (REP).	326	3.90
12. MENDIOLA, Adonis J.C. (REP)	306	3.66
13. TAITANO, Michelle H. (REP)	197	2.36
14. CASTRO, Wil (REP)	309	3.70
15. BENAVENTE, Felix C. (REP).	157	1.88
WRITE-IN.	15	.18
Total	8359	
Over Votes	60	
Under Votes	2081	

NV Delegate U.S. Rep.

VOTE FOR 1		
1. BORDALLO, Madeleine Z. INC (DEM).	372	54.55
1. METCALFE, Margaret G. (REP)	307	45.01
WRITE-IN.	3	.44
Total	682	
Over Votes	2	
Under Votes	16	

RETAIN TORRES

VOTE FOR 1		
YES	465	82.30
NO.	100	17.70
Total	565	
Over Votes	0	
Under Votes	135	

RETAIN BORDALLO

VOTE FOR 1		
YES	477	87.20
NO.	70	12.80
Total	547	
Over Votes	0	
Under Votes	153	

NON Attorney General

VOTE FOR 1		
1. BARRETT-ANDERSON, Elizabeth	432	64.67
2. RAPADAS, Leonard M. INC.	235	35.18
WRITE-IN.	1	.15
Total	668	
Over Votes	1	
Under Votes	31	

NON Guam Education Board

VOTE FOR 6		
1. ADA, Peter Alexxis D. INC	419	17.34
2. SANTOS, Joseph Cruz	228	9.43
3. BENAVENTE, Lourdes M. INC	270	11.17
4. CRUZ, Or. Jose Q. INC	298	12.33
5. AYUYU, Ronald A. INC.	189	7.82
6. SAN NICOLAS, Lourdes B.S.	281	11.63
7. TAINATONGO, Rosie Rivera	215	8.90
8. GUTIERREZ, Maria A. INC.	237	9.81
9. SAN AGUSTIN, Albert T. INC.	280	11.58
Total	2417	
Over Votes	0	
Under Votes	1783	

RUN DATE:11/25/14 12:31 AM

REPORT-EL30

PAGE 0027-02

0027 14A MONG NONG-TOTO-MAITE

VOTES PERCENT

NON Consolidated Commission on Utilities

VOTE FOR 3

1. SANCHEZ II, Simon A. INC	352	21.81
2. LEON GUERRERO, Andrew S.	152	9.42
3. SANTOS, Francis E.	185	11.46
4. GARRIDO, Earl J.	84	5.20
5. TUPAZ, Fred Quinene	62	3.84
6. HAGEN, William.	141	8.74
7. PALOMO, Benigno M. INC	161	9.98
8. BAMBA, Joseph G.	189	11.71
9. PAYNE, William.	95	5.89
10. SERVIND, Jose S..	61	3.78
11. HARA, Eloy P. INC	131	8.12
WRITE-IN.	1	.06
Total	1614	
Over Votes	36	
Under Votes	450	

LEGISLATIVE SUBMITTED REFERENDUM

VOTE FOR 1

YES	373	55.92
NO.	294	44.08
Total	667	
Over Votes	0	
Under Votes	33	



GUAM ELECTION COMMISSION
Kumision Ileksion Guåhan



Your VOTE is your voice. ✓ BOTA ya un ma kuenta.

**CERTIFICATION OF VOTES FOR THE
 2014 GENERAL ELECTION**

BARRIGADA


GOVERNOR / LT. GOVERNOR	<u>2562</u>
NON-VOTING DELEGATE TO THE U.S. HOUSE OF REPRESENTATIVES LEGISLATURE	<u>2562</u> <u>2562</u>
JUDICIAL RETENTION QUESTIONS	<u>2562</u>
ATTORNEY GENERAL	<u>2562</u>
GUAM EDUCATION BOARD	<u>2562</u>
CONSOLIDATED COMMISSION ON UTILITIES	<u>2562</u>
LEGISLATIVE-SUBMITTED REFERENDUM	<u>2562</u>

CERTIFIED BY:

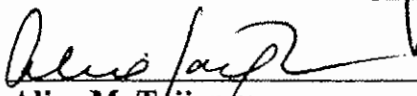
GUAM ELECTION COMMISSION BOARD OF DIRECTORS

NOV 22 2014


DATE CERTIFIED



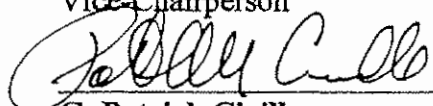
 Joseph F. Mesa Date
 Chairman




 Alice M. Taijeron Date
 Vice-Chairperson



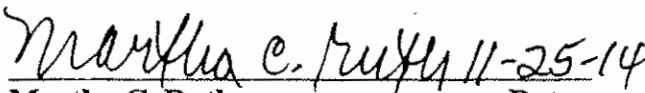
 Dot H. Chargualaf Date
 Member




 G. Patrick Civile Date
 Member



 Joseph P. Mafnas Date
 Member



 Martha C. Ruth Date
 Member



 Johnny P. Taitano Date
 Member

0028 15 BARRIGADA

	VOTES	PERCENT
REGISTERED VOTERS - TOTAL	808	
BALLOTS CAST - TOTAL	589	
VOTER TURNOUT - TOTAL		72.90

Governor and Lt Governor

VOTE FOR 1		
1. GUTIERREZ/GUMATAOTAO (DEM).	179	31.91
1. CALVO/TENORIO INC (REP).	379	67.56
WRITE-IN.	3	.53
Total	561	
Over Votes	20	
Under Votes	8	

Guam Legislature

VOTE FOR 15		
1. AGUON JR., Frank Blas INC (DEM)	393	5.69
2. BAZA-HILLS, Derick (DEM)	98	1.42
3. RODRIGUEZ JR., Dennis G. INC (DEM)	344	4.98
4. CRUZ JR., Rodney A. (DEM)	82	1.19
5. RESPICIO, Rory J. INC (DEM)	248	3.59
6. GUTHERTZ, Dr. Judith Paulette (DEM).	180	2.61
7. PALACIOS, Adolpho Borja (DEM).	192	2.78
8. CRISTOBAL, Hope Alvarez (DEM).	154	2.23
9. CRUZ, Benjamin J.F. INC (DEM).	254	3.68
10. SAN NICOLAS, Michael F.Q. INC (DEM)	259	3.75
11. UNDERWOOD, Nerissa Bretania (DEM)	240	3.47
12. WON PAT, Judith T. P. INC (DEM).	260	3.76
13. MUNA BARNES, Tina INC (DEM)	290	4.20
14. UNGACTA, Frank T. Jr. (DEM)	47	.68
15. ADA, Thomas C. INC (DEM)	319	4.62
1. TORRES, Mary Camacho (REP).	258	3.74
2. BLAS, Roland (REP)	167	2.42
3. DUENAS, Christopher M. INC (REP).	257	3.72
4. ADA, Tony INC (REP)	352	5.10
5. PEREZ, Valentino Gumataotao (REP)	84	1.22
6. LEON GUERRERO, Glenn A. (REP).	212	3.07
7. BLAS JR., Frank F. (REP)	327	4.73
8. MORRISON, Tommy INC (REP)	287	4.16
9. McCREADIE, Brant T. INC (REP).	253	3.66
10. ESPALDON, Jim. (REP)	301	4.36
11. YAMASHITA, PhD Aline A. INC (REP).	269	3.89
12. MENDIDLA, Adonis J.C. (REP)	193	2.79
13. TAITANO, Michelle H. (REP)	132	1.91
14. CASTRO, Wil (REP)	295	4.27
15. BENAVENTE, Felix C. (REP).	153	2.22
WRITE-IN.	7	.10
Total	6907	
Over Votes	75	
Under Votes	1853	

NV Delegate U.S. Rep.

VOTE FOR 1		
1. BORDALLO, Madeleine Z. INC (DEM).	330	58.41
1. METCALFE, Margaret G. (REP)	234	41.42
WRITE-IN.	1	.18
Total	565	
Over Votes	2	
Under Votes	22	

RETAIN TORRES

VOTE FOR 1		
YES	392	82.70
NO.	82	17.30
Total	474	
Over Votes	0	
Under Votes	115	

RETAIN BORDALLO

VOTE FOR 1		
YES	411	89.15
NO.	50	10.85
Total	461	
Over Votes	0	
Under Votes	128	

NON Attorney General

VOTE FOR 1		
1. BARRETT-ANDERSON, Elizabeth	361	65.16
2. RAPADAS, Leonard M. INC.	188	33.94
WRITE-IN.	5	.90
Total	554	
Over Votes	2	
Under Votes	33	

NON Guam Education Board

VOTE FOR 6		
1. ADA, Peter Alexxis D. INC	366	18.02
2. SANTOS, Joseph Cruz	164	8.07
3. BENAVENTE, Lourdes M. INC	232	11.42
4. CRUZ, Dr. Jose Q. INC	260	12.80
5. AYUYU, Ronald A. INC.	159	7.83
6. SAN NICOLAS, Lourdes B.S.	208	10.24
7. TAINATONGO, Rosie Rivera	185	9.11
8. GUTIERREZ, Maria A. INC.	211	10.39
9. SAN AGUSTIN, Albert T. INC.	246	12.11
Total	2031	
Over Votes	6	
Under Votes	1497	

RUN DATE:11/25/14 12:31 AM

REPORT-EL30 PAGE 0028-02

0028 15 BARRIGADA

VOTES PERCENT

NON Consolidated Commission on Utilities

VOTE FOR 3

1. SANCHEZ II, Simon A. INC	283	20.07
2. LEON GUERRERD, Andrew S.	183	12.98
3. SANTOS, Francis E.	171	12.13
4. GARRIDO, Earl J.	72	5.11
5. TUPAZ, Fred Quinene	45	3.19
6. HAGEN, William.	132	9.36
7. PALOMO, Benigno M. INC	140	9.93
8. BAMBA, Joseph G.	128	9.08
9. PAYNE, William.	91	6.45
10. SERVINO, Jose S.	56	3.97
11. HARA, Eloy P. INC	109	7.73
WRITE-IN.	0	
Total	1410	
Over Votes	33	
Under Votes	324	

LEGISLATIVE SUBMITTED REFERENDUM

VOTE FOR 1

YES	306	55.74
NO.	243	44.26
Total	549	
Over Votes	0	
Under Votes	40	

RUN DATE:11/25/14 12:31 AM

REPORT-EL30

PAGE 0029-01

0029 15A BARRIGADA

	VOTES	PERCENT
REGISTERED VOTERS - TOTAL	901	
BALLOTS CAST - TOTAL	667	
VOTER TURNOUT - TOTAL		74.03

Governor and Lt Governor

VOTE FOR 1		
1. GUTIERREZ/GUMATAOTAO (DEM)	184	28.75
1. CALVO/TENORIO INC (REP)	451	70.47
WRITE-IN	5	.78
Total	640	
Over Votes	21	
Under Votes	6	

Guam Legislature

VOTE FOR 15		
1. AGUON JR., Frank Blas INC (DEM)	433	5.39
2. BAZA-HILLS, Derick (DEM)	138	1.72
3. RODRIGUEZ JR., Dennis G. INC (DEM)	365	4.54
4. CRUZ JR., Rodney A. (DEM)	128	1.59
5. RESPICIO, Rory J. INC (DEM)	241	3.00
6. GUTHERTZ, Dr. Judith Paulette (DEM)	190	2.36
7. PALACIOS, Adolpho Borja (DEM)	193	2.40
8. CRISTOBAL, Hope Alvarez (DEM)	212	2.64
9. CRUZ, Benjamin J.F. INC (DEM)	311	3.87
10. SAN NICOLAS, Michael F.Q. INC (DEM)	313	3.89
11. UNDERWOOD, Nerissa Bretania (DEM)	281	3.50
12. WON PAT, Judith T. P. INC (DEM)	284	3.53
13. MUNA BARNES, Tina INC (DEM)	318	3.96
14. UNGACTA, Frank T. Jr. (DEM)	55	.68
15. ADA, Thomas C. INC (DEM)	375	4.67
1. TORRES, Mary Camacho (REP)	333	4.14
2. BLAS, Roland (REP)	202	2.51
3. DUENAS, Christopher M. INC (REP)	292	3.63
4. ADA, Tony INC (REP)	413	5.14
5. PEREZ, Valentino Gumataotao (REP)	117	1.46
6. LEON GUERRERO, Glenn A. (REP)	271	3.37
7. BLAS JR., Frank F. (REP)	378	4.70
8. MORRISON, Tommy INC (REP)	369	4.59
9. MCCREADIE, Brant T. INC (REP)	311	3.87
10. ESPALDON, Jim. (REP)	324	4.03
11. YAMASHITA, PhD Aline A. INC (REP)	277	3.45
12. MENDIOLA, Adonis J.C. (REP)	253	3.15
13. TAITANO, Michelle H. (REP)	162	2.02
14. CASTRO, Wil (REP)	326	4.06
15. BENAVENTE, Felix C. (REP)	155	1.93
WRITE-IN	16	.20
Total	8036	
Over Votes	15	
Under Votes	1954	

NV Delegate U.S. Rep.

VOTE FOR 1		
1. BORDALLO, Madeleine Z. INC (DEM)	348	54.63
1. METCALFE, Margaret G. (REP)	286	44.90
WRITE-IN	3	.47
Total	637	
Over Votes	1	
Under Votes	29	

RETAIN TORRES

VOTE FOR I		
YES	458	85.29
NO	79	14.71
Total	537	
Over Votes	0	
Under Votes	130	

RETAIN BORDALLO

VOTE FOR 1		
YES	457	86.88
NO	69	13.12
Total	526	
Over Votes	0	
Under Votes	141	

NON Attorney General

VOTE FOR 1		
1. BARRETT-ANDERSON, Elizabeth	451	71.14
2. RAPADAS, Leonard M. INC	182	28.71
WRITE-IN	1	.16
Total	634	
Over Votes	1	
Under Votes	32	

NON Guam Education Board

VOTE FOR 6		
1. ADA, Peter Alexxis D. INC	384	16.21
2. SANTOS, Joseph Cruz	234	9.88
3. BENAVENTE, Lourdes M. INC	260	10.98
4. CRUZ, Dr. Jose Q. INC	305	12.87
5. AYUYU, Ronald A. INC	198	8.36
6. SAN NICOLAS, Lourdes B.S.	276	11.65
7. TAINATONGO, Rosie Rivera	222	9.37
8. GUTIERREZ, Maria A. INC	232	9.79
9. SAN AGUSTIN, Albert T. INC	258	10.89
Total	2369	
Over Votes	12	
Under Votes	1620	

RUN DATE:11/25/14 12:31 AM

REPORT-EL30 PAGE 0029-02

0029 15A BARRIGADA

VOTES PERCENT

NON Consolidated Commission on Utilities

VOTE FOR 3

1. SANCHEZ II, Simon A. INC	311	19.57
2. LEON GUERRERO, Andrew S.	178	11.20
3. SANTOS, Francis E.	156	9.82
4. GARRIDO, Earl J.	75	4.72
5. TUPAZ, Fred Quinene	80	5.03
6. HAGEN, William.	179	11.26
7. PALOMO, Benigno M. INC	150	9.44
8. BAMBA, Joseph G.	183	11.52
9. PAYNE, William.	94	5.92
10. SERVINO, Jose S.	57	3.59
11. HARA, Eloy P. INC	125	7.87
WRITE-IN.	1	.06
Total	1589	
Over Votes	25	
Under Votes	385	

LEGISLATIVE SUBMITTED REFERENDUM

VOTE FOR 1

YES	362	57.01
NO.	273	42.99
Total	635	
Over Votes	0	
Under Votes	32	

0030 15B BARRIGADA

	VOTES	PERCENT
REGISTERED VOTERS - TOTAL	874	
BALLOTS CAST - TOTAL	669	
VOTER TURNOUT - TOTAL		76.54

Governor and Lt Governor

VOTE FOR 1		
1. GUTIERREZ/GUMATAOTAO (DEM)	222	34.69
1. CALVO/TENORIO INC (REP)	416	65.00
WRITE-IN	2	.31
Total	640	
Over Votes	20	
Under Votes	9	

Guam Legislature

VOTE FOR 15		
1. AGUON JR., Frank Blas INC (DEM)	403	5.24
2. BAZA-HILLS, Derick (DEM)	129	1.68
3. RODRIGUEZ JR., Dennis G. INC (DEM)	344	4.47
4. CRUZ JR., Rodney A. (DEM)	135	1.75
5. RESPICIO, Rory J. INC (DEM)	254	3.30
6. GÜTHERTZ, Dr. Judith Paulette (DEM)	193	2.51
7. PALACIOS, Adolpho Borja (DEM)	195	2.53
8. CRISTOBAL, Hope Alvarez (DEM)	210	2.73
9. CRUZ, Benjamin J.F. INC (DEM)	295	3.83
10. SAN NICOLAS, Michael F.Q. INC (DEM)	280	3.64
11. UNDERWOOD, Nerissa Bretania (DEM)	278	3.61
12. WON PAT, Judith T. P. INC (DEM)	284	3.69
13. MUNA BARNES, Tina INC (DEM)	323	4.20
14. UNGACTA, Frank T. Jr. (DEM)	53	.69
15. ADA, Thomas C. INC (DEM)	334	4.34
1. TORRES, Mary Camacho (REP)	350	4.55
2. BLAS, Roland (REP)	175	2.27
3. DUENAS, Christopher M. INC (REP)	260	3.38
4. ADA, Tony INC (REP)	374	4.86
5. PEREZ, Valentino Gumataotao (REP)	132	1.72
6. LEON GUERRERD, Glenn A. (REP)	255	3.31
7. BLAS JR., Frank F. (REP)	341	4.43
8. MORRISON, Tommy INC (REP)	330	4.29
9. McCREADIE, Brant T. INC (REP)	249	3.24
10. ESPALDON, Jim. (REP)	336	4.37
11. YAMASHITA, PhD Aline A. INC (REP)	283	3.68
12. MENDIOLA, Adonis J.C. (REP)	225	2.92
13. TAITANO, Michelle H. (REP)	157	2.04
14. CASTRO, Wil (REP)	327	4.25
15. BENAVENTE, Felix C. (REP)	183	2.38
WRITE-IN	8	.10
Total	7695	
Over Votes	105	
Under Votes	2234	

NV Delegate U.S. Rep.

VOTE FOR 1		
1. BORDALLO, Madeleine Z. INC (DEM)	333	51.55
1. METCALFE, Margaret G. (REP)	306	47.37
WRITE-IN	7	1.08
Total	646	
Over Votes	2	
Under Votes	21	

RETAIN TORRES

VOTE FOR 1		
YES	438	80.96
NO	103	19.04
Total	541	
Over Votes	0	
Under Votes	128	

RETAIN BORDALLO

VOTE FOR 1		
YES	436	84.99
NO	77	15.01
Total	513	
Over Votes	1	
Under Votes	155	

NON Attorney General

VOTE FOR 1		
1. BARRETT-ANDERSON, Elizabeth	424	67.19
2. RAPADAS, Leonard M. INC.	206	32.65
WRITE-IN	1	.16
Total	631	
Over Votes	1	
Under Votes	37	

NON Guam Education Board

VOTE FOR 6		
1. ADA, Peter Alexxis D. INC	375	16.40
2. SANTOS, Joseph Cruz	195	8.53
3. BENAVENTE, Lourdes M. INC	252	11.02
4. CRUZ, Dr. Jose Q. INC	304	13.29
5. AYUYU, Ronald A. INC.	187	8.18
6. SAN NICOLAS, Lourdes B.S.	250	10.93
7. TAINATONGO, Rosie Rivera	240	10.49
8. GUTIERREZ, Maria A. INC.	228	9.97
9. SAN AGUSTIN, Albert T. INC.	256	11.19
Total	2287	
Over Votes	18	
Under Votes	1707	

RUN DATE:11/25/14 12:31 AM

REPORT-EL30

PAGE 0030-02

0030 15B BARRIGADA

VOTES PERCENT

NON Consolidated Commission on Utilities

VOTE FOR 3

1. SANCHEZ II, Simon A. INC	298	19.03
2. LEON GUERRERO, Andrew S.	186	11.88
3. SANTOS, Francis E.	174	11.11
4. GARRIDO, Earl J.	80	5.11
5. TUPAZ, Fred Quinene	63	4.02
6. HAGEN, William.	167	10.66
7. PALOMO, Benigno M. INC	130	8.30
8. BAMBA, Joseph G.	154	9.83
9. PAYNE, William.	116	7.41
10. SERVINO, Jose S..	69	4.41
11. HARA, Eloy P. INC	129	8.24
WRITE-IN.	0	
Total	1566	
Over Votes	48	
Under Votes	393	

LEGISLATIVE SUBMITTED REFERENDUM

VOTE FOR 1

YES	343	54.70
NO.	284	45.30
Total	627	
Over Votes	1	
Under Votes	41	

RUN DATE:11/25/14 12:31 AM

REPORT-EL30

PAGE 0031-01

0031 15C BARRIGADA

	VOTES	PERCENT
REGISTERED VOTERS - TOTAL	849	
BALLOTS CAST - TOTAL	637	
VOTER TURNOUT - TOTAL		75.03

Governor and Lt Governor

VOTE FOR 1		
1. GUTIERREZ/GUMATAOTAO (DEM)	176	28.85
1. CALVO/TENORIO INC (REP)	432	70.82
WRITE-IN	2	.33
Total	610	
Over Votes	18	
Under Votes	9	

Guam Legislature

VOTE FOR 15		
1. AGUON JR., Frank Blas INC (DEM)	379	5.13
2. BAZA-HILLS, Derick (DEM)	117	1.58
3. RODRIGUEZ JR., Dennis G. INC (DEM)	361	4.89
4. CRUZ JR., Rodney A. (DEM)	108	1.46
5. RESPICIO, Rory J. INC (DEM)	219	2.97
6. GUTHERTZ, Dr. Judith Paulette (DEM)	175	2.37
7. PALACIOS, Adolpho Borja (DEM)	196	2.65
8. CRISTOBAL, Hope Alvarez (DEM)	173	2.34
9. CRUZ, Benjamin J.F. INC (DEM)	264	3.57
10. SAN NICOLAS, Michael F.Q. INC (DEM)	282	3.82
11. UNDERWOOD, Nerissa Bretania (DEM)	256	3.47
12. WON PAT, Judith T. P. INC (DEM)	247	3.34
13. MUNA BARNES, Tina INC (DEM)	257	3.48
14. UNGACTA, Frank T. Jr. (DEM)	52	.70
15. ADA, Thomas C. INC (DEM)	317	4.29
1. TORRES, Mary Camacho (REP)	300	4.06
2. BLAS, Roland (REP)	186	2.52
3. DUENAS, Christopher M. INC (REP)	278	3.76
4. ADA, Tony INC (REP)	380	5.14
5. PEREZ, Valentino Gumataotao (REP)	132	1.79
6. LEDN GUERRERO, Glenn A. (REP)	242	3.28
7. BLAS JR., Frank F. (REP)	354	4.79
8. MORRISON, Tommy INC (REP)	347	4.70
9. McCREADIE, Brant T. INC (REP)	303	4.10
10. ESPALDON, Jim. (REP)	319	4.32
11. YAMASHITA, PhD Aline A. INC (REP)	266	3.60
12. MENDIOLA, Adonis J.C. (REP)	247	3.34
13. TAITANO, Michelle H. (REP)	161	2.18
14. CASTRO, Wil (REP)	309	4.18
15. BENAVENTE, Felix C. (REP)	149	2.02
WRITE-IN	10	.14
Total	7386	
Over Votes	45	
Under Votes	2124	

NV Delegate U.S. Rep.

VOTE FOR 1		
1. BORDALLO, Madeleine Z. INC (DEM)	339	54.85
1. METCALFE, Margaret G. (REP)	277	44.82
WRITE-IN	2	.32
Total	618	
Over Votes	1	
Under Votes	18	

RETAIN TORRES

VOTE FOR 1		
YES	426	82.72
NO	89	17.28
Total	515	
Over Votes	0	
Under Votes	122	

RETAIN BORDALLO

VOTE FOR 1		
YES	414	86.43
NO	65	13.57
Total	479	
Over Votes	0	
Under Votes	157	

NON Attorney General

VOTE FOR 1		
1. BARRETT-ANDERSON, Elizabeth	396	64.92
2. RAPADAS, Leonard M. INC	213	34.92
WRITE-IN	1	.16
Total	610	
Over Votes	0	
Under Votes	27	

NON Guam Education Board

VOTE FOR 6		
1. ADA, Peter Alecxis D. INC	350	15.90
2. SANTOS, Joseph Cruz	198	9.00
3. BENAVENTE, Lourdes M. INC	260	11.81
4. CRUZ, Dr. Jose Q. INC	290	13.18
5. AYUYU, Ronald A. INC	186	8.45
6. SAN NICOLAS, Lourdes B.S.	241	10.95
7. TAINATONGO, Rosie Rivera	206	9.36
8. GUTIERREZ, Maria A. INC	214	9.72
9. SAN AGUSTIN, Albert T. INC	256	11.63
Total	2201	
Over Votes	6	
Under Votes	1609	

RUN DATE:11/25/14 12:31 AM

REPORT-EL30 PAGE 0031-02

0031 15C BARRIGADA

VOTES PERCENT

NON Consolidated Commission on Utilities

VOTE FOR 3

1. SANCHEZ II, Simon A. INC	299	20.51
2. LEON GUERRERO, Andrew S.	168	11.52
3. SANTOS, Francis E.	164	11.25
4. GARRIDO, Earl J.	60	4.12
5. TUPAZ, Fred Quinene	60	4.12
6. HAGEN, William.	166	11.39
7. PALOMO, Benigno M. INC	123	8.44
8. BAMBA, Joseph G.	146	10.01
9. PAYNE, William.	106	7.27
10. SERVINO, Jose S.	40	2.74
11. HARA, Eloy P. INC	126	8.64
WRITE-IN.	0	
Total	1458	
Over Votes	39	
Under Votes	411	

LEGISLATIVE SUBMITTED REFERENDUM

VOTE FOR 1

YES	334	55.21
NO.	271	44.79
Total	605	
Over Votes	0	
Under Votes	32	



GUAM ELECTION COMMISSION
Kumision Ileksion Guåhan



Your VOTE is your voice. ✓ BOTA ya un ma kuenta.

**CERTIFICATION OF VOTES FOR THE
2014 GENERAL ELECTION**

MANGILAO


GOVERNOR / LT. GOVERNOR	<u>2737</u>
NON-VOTING DELEGATE TO THE U.S. HOUSE OF REPRESENTATIVES	<u>2737</u>
LEGISLATURE	<u>2737</u>
JUDICIAL RETENTION QUESTIONS	<u>2737</u>
ATTORNEY GENERAL	<u>2737</u>
GUAM EDUCATION BOARD	<u>2737</u>
CONSOLIDATED COMMISSION ON UTILITIES	<u>2737</u>
LEGISLATIVE-SUBMITTED REFERENDUM	<u>2737</u>

CERTIFIED BY:

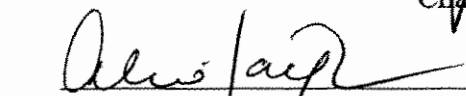
GUAM ELECTION COMMISSION BOARD OF DIRECTORS

NOV 22 2014


DATE CERTIFIED




Joseph F. Mesa Date
Chairman




Alice M. Tajeron Date
Vice-Chairperson




Dot H. Chargualaf Date
Member



G. Patrick Civile Date
Member



Joseph P. Mafnas Date
Member



Martha C. Ruth Date
Member



Johnny P. Taitano Date
Member

RUN DATE:11/25/14 12:31 AM

REPORT-EL30

PAGE 0032-01

0032 16 MANGILAO

	VOTES	PERCENT
REGISTERED VOTERS - TOTAL	933	
BALLOTS CAST - TOTAL	647	
VOTER TURNOUT - TOTAL		69.35

Governor and Lt Governor

VOTE FOR 1		
1. GUTIERREZ/GUMATAOTAO (DEM).	205	33.39
1. CALVO/TENORIO INC (REP).	408	66.45
WRITE-IN.	1	.16
Total	614	
Over Votes	20	
Under Votes	13	

Guam Legislature

VOTE FOR 15		
1. AGUON JR., Frank Blas INC (DEM)	409	5.34
2. BAZA-HILLS, Derick (DEM)	156	2.04
3. RODRIGUEZ JR., Dennis G. INC (DEM)	370	4.83
4. CRUZ JR., Rodney A. (DEM)	123	1.61
5. RESPICIO, Rory J. INC (DEM)	259	3.38
6. GUTHERTZ, Dr. Judith Paulette (OEM).	221	2.89
7. PALACIOS, Adolpho Borja (DEM).	210	2.74
8. CRISTOBAL, Hope Alvarez (OEM).	195	2.55
9. CRUZ, Benjamin J.F. INC (OEM).	277	3.62
10. SAN NICOLAS, Michael F.Q. INC (DEM)	306	4.00
11. UNDERWOOD, Nerissa Bretania (DEM)	284	3.71
12. WON PAT, Judith T. P. INC (DEM).	298	3.89
13. MUNA BARNES, Tina INC (OEM)	318	4.15
14. UNGACTA, Frank T. Jr. (DEM)	51	.67
15. ADA, Thomas C. INC (DEM)	338	4.41
1. TORRES, Mary Camacho (REP).	335	4.37
2. BLAS, Roland (REP)	188	2.45
3. DUENAS, Christopher M. INC (REP).	259	3.38
4. ADA, Tony INC (REP)	364	4.75
5. PEREZ, Valentino Gumataotao (REP)	109	1.42
6. LEON GUERRERO, Glenn A. (REP).	223	2.91
7. BLAS JR., Frank F. (REP)	310	4.05
8. MORRISON, Tommy INC (REP)	334	4.36
9. McCREADIE, Brant T. INC (REP).	295	3.85
10. ESPALDON, Jim. (REP)	343	4.48
11. YAMASHITA, PhD Aline A. INC (REP).	273	3.56
12. MENDIOLA, Adonis J.C. (REP)	251	3.28
13. TAITANO, Michelle H. (REP)	140	1.83
14. CASTRO, Wil (REP)	280	3.66
15. BENAVENTE, Felix C. (REP).	126	1.65
WRITE-IN.	14	.18
Total	7659	
Over Votes	105	
Under Votes	1941	

NV Delegate U.S. Rep.

VOTE FOR 1		
1. BORDALLO, Madeleine Z. INC (DEM).	356	57.42
1. METCALFE, Margaret G. (REP)	262	42.26
WRITE-IN.	2	.32
Total	620	
Over Votes	2	
Under Votes	25	

RETAIN TORRES

VOTE FOR 1		
YES	438	81.26
NO.	101	18.74
Total	539	
Over Votes	1	
Under Votes	107	

RETAIN BORDALLO

VOTE FOR 1		
YES	440	85.77
NO.	73	14.23
Total	513	
Over Votes	0	
Under Votes	134	

NON Attorney General

VOTE FOR 1		
1. BARRETT-ANDERSON, Elizabeth	435	70.16
2. RAPADAS, Leonard M. INC.	185	29.84
WRITE-IN.	0	
Total	620	
Over Votes	1	
Under Votes	26	

NON Guam Education Board

VOTE FOR 6		
1. ADA, Peter Alexis O. INC	373	16.01
2. SANTOS, Joseph Cruz	194	8.33
3. BENAVENTE, Lourdes M. INC	276	11.85
4. CRUZ, Dr. Jose Q. INC	288	12.36
5. AYUYU, Ronald A. INC.	209	8.97
6. SAN NICOLAS, Lourdes B.S.	249	10.69
7. TAINATONGO, Rosie Rivera	219	9.40
8. GUTIERREZ, Maria A. INC.	248	10.64
9. SAN AGUSTIN, Albert T. INC.	274	11.76
Total	2330	
Over Votes	0	
Under Votes	1548	

0032-16 MANGILAO

VOTES PERCENT

NON Consolidated Commission on Utilities

VOTE FOR 3

1. SANCHEZ II, Simon A. INC	305	19.50
2. LEON GUERRERO, Andrew S.	128	8.18
3. SANTOS, Francis E.	160	10.23
4. GARRIDO, Earl J.	80	5.12
5. TUPAZ, Fred Quinene	107	6.84
6. HAGEN, William.	168	10.74
7. PALOMO, Benigno M. INC	123	7.86
8. BAMBA, Joseph G.	169	10.81
9. PAYNE, William.	120	7.67
10. SERVINO, Jose S..	76	4.86
11. HARA, Eloy P. INC	128	8.18
WRITE-IN.	0	
Total	1564	
Over Votes	36	
Under Votes	341	

LEGISLATIVE SUBMITTED REFERENDUM

VOTE FOR 1

YES	353	56.48
NO.	272	43.52
Total	625	
Over Votes	1	
Under Votes	21	

RUN DATE:11/25/14 12:31 AM

REPORT-EL30

PAGE 0033-01

0033 16A MANGILAO

	VOTES	PERCENT
REGISTERED VOTERS - TOTAL	1010	
BALLOTS CAST - TOTAL	699	
VOTER TURNOUT - TOTAL		69.21
Governor and Lt Governor		
VOTE FOR 1		
1. GUTIERREZ/GUMATAOTAO (DEM)	247	37.14
1. CALVO/TENORIO INC (REP)	415	62.41
WRITE-IN	3	.45
Total	665	
Over Votes	26	
Under Votes	8	
Guam Legislature		
VOTE FOR 15		
1. AGUON JR., Frank Blas INC (DEM)	450	5.68
2. BAZA-HILLS, Derick (DEM)	130	1.64
3. RODRIGUEZ JR., Dennis G. INC (DEM)	399	5.04
4. CRUZ JR., Rodney A. (DEM)	130	1.64
5. RESPICIO, Rory J. INC (DEM)	287	3.62
6. GUTHERTZ, Dr. Judith Paulette (DEM)	230	2.90
7. PALACIOS, Adolpho Borja (DEM)	228	2.88
8. CRISTOBAL, Hope Alvarez (DEM)	228	2.88
9. CRUZ, Benjamin J.F. INC (DEM)	335	4.23
10. SAN NICOLAS, Michael F.Q. INC (DEM)	290	3.66
11. UNDERWOOD, Nerissa Bretania (DEM)	292	3.69
12. WON PAT, Judith T. P. INC (DEM)	315	3.98
13. MUNA BARNES, Tina INC (DEM)	329	4.15
14. UNGACTA, Frank T. Jr. (DEM)	79	1.00
15. ADA, Thomas C. INC (DEM)	385	4.86
1. TORRES, Mary Camacho (REP)	322	4.07
2. BLAS, Roland (REP)	163	2.06
3. DUENAS, Christopher M. INC (REP)	277	3.50
4. ADA, Tony INC (REP)	372	4.70
5. PEREZ, Valentino Gumataotao (REP)	116	1.46
6. LEON GUERRERO, Glenn A. (REP)	245	3.09
7. BLAS JR., Frank F. (REP)	310	3.91
8. MORRISON, Tommy INC (REP)	335	4.23
9. McCREADIE, Brant T. INC (REP)	278	3.51
10. ESPALDON, Jim. (REP)	334	4.22
11. YAMASHITA, PhD Aline A. INC (REP)	256	3.23
12. MENDIOLA, Adonis J.C. (REP)	246	3.11
13. TAITANO, Michelle H. (REP)	166	2.10
14. CASTRO, Wil (REP)	259	3.27
15. BENAVENTE, Felix C. (REP)	122	1.54
WRITE-IN	11	.14
Total	7919	
Over Votes	105	
Under Votes	2461	

	VOTES	PERCENT
NV Delegate U.S. Rep.		
VOTE FOR 1		
1. BORDALLO, Madeleine Z. INC (DEM)	380	56.63
1. METCALFE, Margaret G. (REP)	289	43.07
WRITE-IN	2	.30
Total	671	
Over Votes	3	
Under Votes	25	
RETAIN TORRES		
VOTE FOR 1		
YES	453	84.83
NO	81	15.17
Total	534	
Over Votes	0	
Under Votes	165	
RETAIN BORDALLO		
VOTE FOR 1		
YES	470	87.52
NO	67	12.48
Total	537	
Over Votes	1	
Under Votes	161	
NON Attorney General		
VOTE FOR 1		
1. BARRETT-ANDERSON, Elizabeth	448	69.89
2. RAPADAS, Leonard M. INC.	191	29.80
WRITE-IN	2	.31
Total	641	
Over Votes	2	
Under Votes	56	
NON Guam Education Board		
VOTE FOR 6		
1. ADA, Peter Alexxis O. INC	373	16.08
2. SANTOS, Joseph Cruz	209	9.01
3. BENAVENTE, Lourdes M. INC	251	10.82
4. CRUZ, Dr. Jose Q. INC	311	13.41
5. AYUYU, Ronald A. INC.	185	7.98
6. SAN NICOLAS, Lourdes B.S.	260	11.21
7. TAINATONGO, Rosie Rivera	218	9.40
8. GUTIERREZ, Maria A. INC.	232	10.00
9. SAN AGUSTIN, Albert T. INC.	280	12.07
Total	2319	
Over Votes	24	
Under Votes	1851	

RUN DATE:11/25/14 12:31 AM

REPORT-EL30 PAGE 0033-02

0033 16A MANGILAO

VOTES PERCENT

NON Consolidated Commission on Utilities

VOTE FOR 3

1. SANCHEZ II, Simon A. INC	316	20.20
2. LEON GUERRERO, Andrew S.	114	7.29
3. SANTOS, Francis E.	190	12.15
4. GARRIDO, Earl J.	84	5.37
5. TUPAZ, Fred Quinene	94	6.01
6. HAGEN, William.	153	9.78
7. PALOMO, Benigno M. INC	141	9.02
8. BAMBA, Joseph G.	160	10.23
9. PAYNE, William.	98	6.27
10. SERVINO, Jose S.	79	5.05
11. HARA, Eloy P. INC	134	8.57
WRITE-IN.	1	.06
Total	1564	
Over Votes	33	
Under Votes	500	

LEGISLATIVE SUBMITTED REFERENDUM

VOTE FOR 1

YES	382	58.32
NO.	273	41.68
Total	655	
Over Votes	2	
Under Votes	42	

RUN DATE:11/25/14 12:31 AM

REPORT-EL30

PAGE 0034-01

0034 16B MANGILAO

	VOTES	PERCENT
REGISTERED VOTERS - TOTAL	986	
BALLOTS CAST - TOTAL	695	
VOTER TURNOUT - TOTAL		70.49

Governor and Lt Governor

VOTE FOR 1		
1. GUTIERREZ/GUMATAOTAO (DEM)	219	33.18
1. CALVO/TENORIO INC (REP)	440	66.67
WRITE-IN	1	.15
Total	660	
Over Votes	25	
Under Votes	10	

Guam Legislature

VOTE FOR 15		
1. AGUON JR., Frank Blas INC (DEM)	429	5.25
2. BAZA-HILLS, Derick (DEM)	151	1.85
3. RODRIGUEZ JR., Dennis G. INC (DEM)	377	4.62
4. CRUZ JR., Rodney A. (DEM)	130	1.59
5. RESPICIO, Rory J. INC (DEM)	274	3.36
6. GUTHERTZ, Dr. Judith Paulette (DEM)	236	2.89
7. PALACIOS, Adolpho Borja (DEM)	228	2.79
8. CRISTOBAL, Hope Alvarez (DEM)	188	2.30
9. CRUZ, Benjamin J.F. INC (DEM)	297	3.64
10. SAN NICOLAS, Michael F.Q. INC (DEM)	318	3.89
11. UNDERWOOD, Nerissa Bretania (DEM)	292	3.58
12. WON PAT, Judith T. P. INC (DEM)	295	3.61
13. MUNA BARNES, Tina INC (DEM)	342	4.19
14. UNGACTA, Frank T. Jr. (DEM)	63	.77
15. ADA, Thomas C. INC (DEM)	375	4.59
1. TORRES, Mary Camacho (REP)	320	3.92
2. BLAS, Roland (REP)	181	2.22
3. DUENAS, Christopher M. INC (REP)	296	3.62
4. ADA, Tony INC (REP)	418	5.12
5. PEREZ, Valentino Gumataotao (REP)	128	1.57
6. LEON GUERRERO, Glenn A. (REP)	271	3.32
7. BLAS JR., Frank F. (REP)	356	4.36
8. MORRISON, Tommy INC (REP)	363	4.45
9. McCREADIE, Brant T. INC (REP)	300	3.67
10. ESPALDON, Jim. (REP)	379	4.64
11. YAMASHITA, PhD Aline A. INC (REP)	313	3.83
12. MENDIOLA, Adonis J.C. (REP)	276	3.38
13. TAITANO, Michelle H. (REP)	166	2.03
14. CASTRO, Wil (REP)	265	3.25
15. BENAVENTE, Felix C. (REP)	128	1.57
WRITE-IN	11	.13
Total	8166	
Over Votes	60	
Under Votes	2188	

NV Delegate U.S. Rep.

VOTE FOR 1		
1. BORDALLO, Madeleine Z. INC (DEM)	362	54.35
1. METCALFE, Margaret G. (REP)	304	45.65
WRITE-IN	0	
Total	666	
Over Votes	6	
Under Votes	23	

RETAIN TORRES

VOTE FOR 1		
YES	474	82.15
NO	103	17.85
Total	577	
Over Votes	1	
Under Votes	117	

RETAIN BORDALLO

VOTE FOR 1		
YES	480	86.80
NO	73	13.20
Total	553	
Over Votes	0	
Under Votes	142	

NON Attorney General

VOTE FOR 1		
1. BARRETT-ANDERSON, Elizabeth	473	73.56
2. RAPADAS, Leonard M. INC	170	26.44
WRITE-IN	0	
Total	643	
Over Votes	1	
Under Votes	51	

NON Guam Education Board

VOTE FOR 6		
1. ADA, Peter Alexxis D. INC	412	16.28
2. SANTOS, Joseph Cruz	227	8.97
3. BENAVENTE, Lourdes M. INC	299	11.81
4. CRUZ, Dr. Jose Q. INC	320	12.64
5. AYUYU, Ronald A. INC	215	8.49
6. SAN NICOLAS, Lourdes B.S.	289	11.42
7. TAINATDNGO, Rosie Rivera	226	8.93
8. GUTIERREZ, Maria A. INC	269	10.63
9. SAN AGUSTIN, Albert T. INC	274	10.83
Total	2531	
Over Votes	12	
Under Votes	1624	

0034 16B MANGILAO

VOTES PERCENT

NON Consolidated Commission on Utilities

VOTE FOR 3

1. SANCHEZ II, Simon A. INC	328	19.63
2. LEON GUERRERO, Andrew S.	147	8.80
3. SANTOS, Francis E.	192	11.49
4. GARRIDO, Earl J.	68	4.07
5. TUPAZ, Fred Quinene	119	7.12
6. HAGEN, William.	170	10.17
7. PALOMO, Benigno M. INC	145	8.68
8. BAMBA, Joseph G.	175	10.47
9. PAYNE, William.	118	7.06
10. SERVINO, Jose S..	67	4.01
11. HARA, Etoy P. INC	142	8.50
WRITE-IN.	0	
Total	1671	
Over Votes	78	
Under Votes	336	

LEGISLATIVE SUBMITTED REFERENDUM

VOTE FOR 1

YES	381	57.64
NO.	280	42.36
Total	661	
Over Votes	0	
Under Votes	34	

0035 16C MANGILAO

	VOTES	PERCENT
REGISTERED VOTERS - TOTAL	1000	
BALLOTS CAST - TOTAL	696	
VOTER TURNOUT - TOTAL		69.60

Governor and Lt Governor

VOTE FOR 1		
1. GUTIERREZ/GUMATAOTAO (DEM)	235	35.39
1. CALVO/TENORIO INC (REP)	428	64.46
WRITE-IN	1	.15
Total	664	
Over Votes	19	
Under Votes	13	

Guam Legislature

VOTE FOR 15		
1. AGUON JR., Frank Blas INC (DEM)	445	5.51
2. BAZA-HILLS, Derick (DEM)	179	2.22
3. RODRIGUEZ JR., Dennis G. INC (DEM)	414	5.13
4. CRUZ JR., Rodney A. (DEM)	130	1.61
5. RESPICIO, Rory J. INC (DEM)	298	3.69
6. GUTHERTZ, Dr. Judith Paulette (DEM)	256	3.17
7. PALACIOS, Adolpho Borja (DEM)	237	2.94
8. CRISTOBAL, Hope Alvarez (DEM)	205	2.54
9. CRUZ, Benjamin J.F. INC (DEM)	295	3.66
10. SAN NICOLAS, Michael F.Q. INC (DEM)	340	4.21
11. UNDERWOOD, Nerissa Bretania (DEM)	338	4.19
12. WON PAT, Judith T. P. INC (DEM)	328	4.06
13. MUNA BARNES, Tina INC (DEM)	331	4.10
14. UNGACTA, Frank T. Jr. (DEM)	78	.97
15. ADA, Thomas C. INC (DEM)	386	4.78
1. TORRES, Mary Camacho (REP)	326	4.04
2. BLAS, Roland (REP)	156	1.93
3. DUENAS, Christopher M. INC (REP)	268	3.32
4. ADA, Tony INC (REP)	376	4.66
5. PEREZ, Valentino Gumataotao (REP)	104	1.29
6. LEON GUERRERO, Glenn A. (REP)	232	2.87
7. BLAS JR., Frank F. (REP)	310	3.84
8. MORRISON, Tommy INC (REP)	350	4.34
9. MCCREADIE, Brant T. INC (REP)	272	3.37
10. ESPALDON, Jim. (REP)	318	3.94
11. YAMASHITA, PhD Aline A. INC (REP)	292	3.62
12. MENDIOLA, Adonis J.C. (REP)	254	3.15
13. TAITANO, Michelle H. (REP)	143	1.77
14. CASTRO, Wil (REP)	278	3.44
15. BENAVENTE, Felix C. (REP)	114	1.41
WRITE-IN	17	.21
Total	8070	
Over Votes	60	
Under Votes	2302	

NV Delegate U.S. Rep.

VOTE FOR 1		
1. BORDALLO, Madeleine Z. INC (DEM)	406	60.51
1. METCALFE, Margaret G. (REP)	264	39.34
WRITE-IN	1	.15
Total	671	
Over Votes	2	
Under Votes	22	

RETAIN TORRES

VOTE FOR 1		
YES	474	83.30
NO	95	16.70
Total	569	
Over Votes	0	
Under Votes	126	

RETAIN BORDALLO

VOTE FOR 1		
YES	439	84.26
NO	82	15.74
Total	521	
Over Votes	0	
Under Votes	175	

NON Attorney General

VOTE FOR 1		
1. BARRETT-ANDERSON, Elizabeth	443	67.22
2. RAPADAS, Leonard M. INC	215	32.63
WRITE-IN	1	.15
Total	659	
Over Votes	0	
Under Votes	36	

NON Guam Education Board

VOTE FOR 6		
1. ADA, Peter Alexxis D. INC	381	15.91
2. SANTOS, Joseph Cruz	231	9.65
3. BENAVENTE, Lourdes M. INC	275	11.49
4. CRUZ, Dr. Jose Q. INC	318	13.28
5. AYUYU, Ronald A. INC	186	7.77
6. SAN NICOLAS, Lourdes B.S.	258	10.78
7. TAINATONGO, Rosie Rivera	216	9.02
8. GUTIERREZ, Maria A. INC	245	10.23
9. SAN AGUSTIN, Albert T. INC	284	11.86
Total	2394	
Over Votes	18	
Under Votes	1755	

RUN DATE:11/25/14 12:31 AM

REPORT-EL30 PAGE 0035-02

0035 16C MANGILAO

VOTES PERCENT

NON Consolidated Commission on Utilities

VOTE FOR 3

1. SANCHEZ II, Simon A. INC	339	21.43
2. LEON GUERRERO, Andrew S.	141	8.91
3. SANTOS, Francis E.	181	11.44
4. GARRIDO, Earl J.	86	5.44
5. TUPAZ, Fred Quinene	73	4.61
6. HAGEN, William.	152	9.61
7. PALOMO, Benigno M. INC	139	8.79
8. BAMBA, Joseph G.	168	10.62
9. PAYNE, William.	92	5.82
10. SERVINO, Jose S.	77	4.87
11. HARA, Eloy P. INC	132	8.34
WRITE-IN.	2	.13
Total	1582	
Over Votes	36	
Under Votes	468	

LEGISLATIVE SUBMITTED REFERENDUM

VOTE FOR 1

YES	362	54.19
NO.	306	45.81
Total	668	
Over Votes	1	
Under Votes	27	



GUAM ELECTION COMMISSION
Kumision Ileksion Guahan



Your **VOTE** is your voice. ✓ **BOFA** ya un ma kuenta.

**CERTIFICATION OF VOTES FOR THE
 2014 GENERAL ELECTION**

TAMUNING


GOVERNOR / LT. GOVERNOR	<u>2963</u>
NON-VOTING DELEGATE TO THE U.S. HOUSE OF REPRESENTATIVES LEGISLATURE	<u>2963</u> <u>2963</u>
JUDICIAL RETENTION QUESTIONS	<u>2963</u>
ATTORNEY GENERAL	<u>2963</u>
GUAM EDUCATION BOARD	<u>2963</u>
CONSOLIDATED COMMISSION ON UTILITIES	<u>2963</u>
LEGISLATIVE-SUBMITTED REFERENDUM	<u>2963</u>

CERTIFIED BY:


GUAM ELECTION COMMISSION BOARD OF DIRECTORS

NOV 22 2014


DATE CERTIFIED



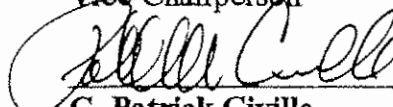
 Joseph F. Mesa Date
 Chairman



 Alice M. Tajeron Date
 Vice-Chairperson



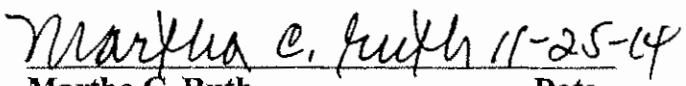
 Dot H. Chargualaf Date
 Member




 G. Patrick Civile Date
 Member



 Joseph P. Mafnas Date
 Member



 Martha C. Ruth Date
 Member



 Johnny P. Taitano Date
 Member

0036 17 TAMUNING

	VOTES	PERCENT
REGISTERED VOTERS - TOTAL	845	
BALLOTS CAST - TOTAL	596	
VOTER TURNOUT - TOTAL		70.53

Governor and Lt Governor

VOTE FOR 1		
1. GUTIERREZ/GUMATAOTAO (DEM).	145	26.36
1. CALVO/TENORIO INC (REP).	402	73.09
WRITE-IN.	3	.55
Total	550	
Over Votes	31	
Under Votes	15	

Guam Legislature

VOTE FOR 15		
1. AGUON JR., Frank Blas INC (DEM)	317	4.80
2. BAZA-HILLS, Derick (DEM)	97	1.47
3. RODRIGUEZ JR., Dennis G. INC (DEM)	325	4.92
4. CRUZ JR., Rodney A. (DEM)	61	.92
5. RESPICIO, Rory J. INC (DEM)	208	3.15
6. GUTHERTZ, Dr. Judith Paulette (DEM).	157	2.38
7. PALACIOS, Adolpho Borja (DEM).	167	2.53
8. CRISTOBAL, Hope Alvarez (DEM).	157	2.38
9. CRUZ, Benjamin J.F. INC (DEM).	206	3.12
10. SAN NICOLAS, Michael F.Q. INC (DEM)	220	3.33
11. UNDERWOOD, Nerissa Bretania (DEM)	273	4.14
12. WON PAT, Judith T. P. INC (DEM).	216	3.27
13. MUNA BARNES, Tina INC (DEM)	214	3.24
14. UNGACTA, Frank T. Jr. (DEM)	31	.47
15. ADA, Thomas C. INC (DEM)	293	4.44
1. TORRES, Mary Camacho (REP).	307	4.65
2. BLAS, Roland (REP)	170	2.57
3. DUENAS, Christopher M. INC (REP).	265	4.01
4. ADA, Tony INC (REP)	333	5.04
5. PEREZ, Valentino Gumataotao (REP)	154	2.33
6. LEON GUERRERO, Glenn A. (REP).	271	4.10
7. BLAS JR., Frank F. (REP)	272	4.12
8. MORRISON, Tommy INC (REP)	304	4.60
9. McCREADIE, Brant T. INC (REP).	242	3.67
10. ESPALDON, Jim. (REP)	383	5.80
11. YAMASHITA, PhD Aline A. INC (REP).	254	3.85
12. MENOIOLA, Adonis J.C. (REP)	207	3.14
13. TAITANO, Michelle H. (REP)	139	2.11
14. CASTRO, Wil (REP)	226	3.42
15. BENAVENTE, Felix C. (REP).	127	1.92
WRITE-IN.	6	.09
Total	6602	
Over Votes	150	
Under Votes	2174	

NW Delegate U.S. Rep.

VOTE FOR 1		
1. BORDALLO, Madeleine Z. INC (DEM).	325	58.45
1. METCALFE, Margaret G. (REP)	229	41.19
WRITE-IN.	2	.36
Total	556	
Over Votes	3	
Under Votes	37	

RETAIN TORRES

VOTE FOR 1		
YES	378	79.25
NO.	99	20.75
Total	477	
Over Votes	0	
Under Votes	119	

RETAIN BORDALLO

VOTE FOR 1		
YES	385	85.94
NO.	63	14.06
Total	448	
Over Votes	0	
Under Votes	146	

NON Attorney General

VOTE FOR 1		
1. BARRETT-ANDERSON, Elizabeth	333	59.46
2. RAPADAS, Leonard M. INC.	226	40.36
WRITE-IN.	1	.18
Total	560	
Over Votes	3	
Under Votes	33	

NON Guam Education Board

VOTE FOR 6		
1. ADA, Peter Atecxis D. INC	320	16.35
2. SANTOS, Joseph Cruz	167	8.53
3. BENAVENTE, Lourdes M. INC	229	11.70
4. CRUZ, Dr. Jose Q. INC	268	13.69
5. AYUYU, Ronald A. INC.	153	7.82
6. SAN NICOLAS, Lourdes B.S.	215	10.99
7. TAINATONGO, Rosie Rivera	159	8.12
8. GUTIERREZ, Maria A. INC.	209	10.68
9. SAN AGUSTIN, Albert T. INC.	237	12.11
Total	1957	
Over Votes	6	
Under Votes	1605	

0036 17 TAMUNING

VOTES PERCENT

NON Consolidated Commission on Utilities

VOTE FOR 3

1. SANCHEZ II, Simon A. INC	316	22.22
2. LEON GUERRERO, Andrew S.	115	8.09
3. SANTOS, Francis E.	150	10.55
4. GARRIDO, Earl J.	60	4.22
5. TUPAZ, Fred Quinene	57	4.01
6. HAGEN, William.	179	12.59
7. PALOMO, Benigno M. INC	136	9.56
8. BAMBA, Joseph G.	144	10.13
9. PAYNE, William.	59	4.15
10. SERVINO, Jose S..	93	6.54
11. HARA, Eloy P. INC	113	7.95
WRITE-IN.	0	
Total	1422	
Over Votes	18	
Under Votes	346	

LEGISLATIVE SUBMITTED REFERENDUM

VOTE FOR 1

YES	290	51.60
NO.	272	48.40
Total	562	
Over Votes	1	
Under Votes	33	

0037 17A TAMUNING

	VOTES	PERCENT
REGISTERED VOTERS - TOTAL	904	
BALLOTS CAST - TOTAL	639	
VOTER TURNOUT - TOTAL		70.69

Governor and Lt Governor

VOTE FOR 1		
1. GUTIERREZ/GUMATAOTAO (DEM)	183	31.02
1. CALVO/TENORIO INC (REP)	400	67.80
WRITE-IN	7	1.19
Total	590	
Over Votes	36	
Under Votes	13	

Guam Legislature

VOTE FOR 15		
1. AGUON JR., Frank Blas INC (DEM)	340	5.03
2. BAZA-HILLS, Derick (DEM)	111	1.64
3. RODRIGUEZ JR., Dennis G. INC (DEM)	328	4.85
4. CRUZ JR., Rodney A. (DEM)	62	.92
5. RESPICIO, Rory J. INC (DEM)	233	3.45
6. GUTHERTZ, Dr. Judith Paulette (DEM)	178	2.63
7. PALACIOS, Adolpho Borja (DEM)	154	2.28
8. CRISTOBAL, Hope Alvarez (DEM)	179	2.65
9. CRUZ, Benjamin J.F. INC (DEM)	230	3.40
10. SAN NICOLAS, Michael F.Q. INC (DEM)	235	3.48
11. UNDERWOOD, Nerissa Bretania (DEM)	291	4.31
12. WON PAT, Judith T. P. INC (DEM)	249	3.68
13. MUNA BARNES, Tina INC (DEM)	226	3.34
14. UNGACTA, Frank T. Jr. (DEM)	33	.49
15. ADA, Thomas C. INC (DEM)	310	4.59
1. TORRES, Mary Camacho (REP)	315	4.66
2. BLAS, Roland (REP)	147	2.18
3. DUENAS, Christopher M. INC (REP)	272	4.02
4. ADA, Tony INC (REP)	321	4.75
5. PEREZ, Valentino Gumataotao (REP)	154	2.28
6. LEON GUERRERO, Glenn A. (REP)	237	3.51
7. BLAS JR., Frank F. (REP)	252	3.73
8. MORRISON, Tommy INC (REP)	290	4.29
9. McCREADIE, Brant T. INC (REP)	248	3.67
10. ESPALDON, Jim. (REP)	413	6.11
11. YAMASHITA, PhD Aline A. INC (REP)	273	4.04
12. MENDIOLA, Adonis J.C. (REP)	211	3.12
13. TAITANO, Michelle H. (REP)	125	1.85
14. CASTRO, Wil (REP)	221	3.27
15. BENAVENTE, Felix C. (REP)	105	1.55
WRITE-IN	15	.22
Total	6758	
Over Votes	90	
Under Votes	2726	

NV Delegate U.S. Rep.

VOTE FOR 1		
1. BORDALLO, Madeleine Z. INC (DEM)	330	53.92
1. METCALFE, Margaret G. (REP)	278	45.42
WRITE-IN	4	.65
Total	612	
Over Votes	2	
Under Votes	25	

RETAIN TORRES

VOTE FOR 1		
YES	448	85.82
NO	74	14.18
Total	522	
Over Votes	0	
Under Votes	116	

RETAIN BORDALLO

VOTE FOR 1		
YES	437	88.46
NO	57	11.54
Total	494	
Over Votes	0	
Under Votes	144	

NON Attorney General

VOTE FOR 1		
1. BARRETT-ANDERSON, Elizabeth	375	61.98
2. RAPADAS, Leonard M. INC.	230	38.02
WRITE-IN	0	
Total	605	
Over Votes	0	
Under Votes	34	

NON Guam Education Board

VOTE FOR 6		
1. ADA, Peter Alexis D. INC	345	17.51
2. SANTOS, Joseph Cruz	168	8.53
3. BENAVENTE, Lourdes M. INC	225	11.42
4. CRUZ, Dr. Jose Q. INC	251	12.74
5. AYUYU, Ronald A. INC.	148	7.51
6. SAN NICOLAS, Lourdes B.S.	212	10.76
7. TAINATONGO, Rosie Rivera	175	8.88
8. GUTIERREZ, Maria A. INC.	227	11.52
9. SAN AGUSTIN, Albert T. INC.	219	11.12
Total	1970	
Over Votes	24	
Under Votes	1829	

RUN DATE:11/25/14 12:31 AM

REPORT-EL30

PAGE 0037-02

0037 17A TAMUNING

VOTES PERCENT

NON Consolidated Commission on Utilities
VOTE FOR 3

1. SANCHEZ II, Simon A. INC	335	23.38
2. LEON GUERRERO, Andrew S.	94	6.56
3. SANTOS, Francis E.	135	9.42
4. GARRIDO, Earl J.	73	5.09
5. TUPAZ, Fred Quinene	50	3.49
6. HAGEN, William.	194	13.54
7. PALOMO, Benigno M. INC	137	9.56
8. BAMBA, Joseph G.	131	9.14
9. PAYNE, William.	77	5.37
10. SERVINO, Jose S..	83	5.79
11. HARA, Eloy P. INC	122	8.51
WRITE-IN.	2	.14
Total	1433	
Over Votes	27	
Under Votes	457	

LEGISLATIVE SUBMITTED REFERENDUM

VOTE FOR 1

YES	336	56.76
NO.	256	43.24
Total	592	
Over Votes	0	
Under Votes	47	

0038 17B TAMUNING

	VOTES	PERCENT
REGISTERED VOTERS - TOTAL	879	
BALLOTS CAST - TOTAL	574	
VOTER TURNOUT - TOTAL		65.30

Governor and Lt Governor

VOTE FOR 1		
1. GUTIERREZ/GUMATAOTAO (DEM).	167	31.27
1. CALVO/TENORIO INC (REP).	364	68.16
WRITE-IN.	3	.56
Total	534	
Over Votes	32	
Under Votes	8	

Guam Legislature

VOTE FOR 15		
1. AGUON JR., Frank Blas INC (DEM)	302	4.76
2. BAZA-HILLS, Derick (DEM)	108	1.70
3. RODRIGUEZ JR., Dennis G. INC (DEM)	289	4.56
4. CRUZ JR., Rodney A. (DEM)	82	1.29
5. RESPICIO, Rory J. INC (DEM)	207	3.26
6. GUTHERTZ, Dr. Judith Paulette (DEM).	143	2.26
7. PALACIOS, Adolpho Borja (DEM).	173	2.73
8. CRISTOBAL, Hope Alvarez (DEM).	156	2.46
9. CRUZ, Benjamin J.F. INC (DEM).	218	3.44
10. SAN NICOLAS, Michael F.Q. INC (DEM)	226	3.56
11. UNDERWOOD, Nerissa Bretania (DEM)	257	4.05
12. WON PAT, Judith T. P. INC (DEM).	248	3.91
13. MUNA BARNES, Tina INC (DEM)	209	3.30
14. UNGACTA, Frank T. Jr. (DEM)	36	.57
15. ADA, Thomas C. INC (DEM)	290	4.57
1. TORRES, Mary Camacho (REP).	303	4.78
2. BLAS, Roland (REP)	153	2.41
3. DUENAS, Christopher M. INC (REP).	253	3.99
4. ADA, Tony INC (REP)	318	5.01
5. PEREZ, Valentino Gumataotao (REP)	113	1.78
6. LEON GUERRERO, Glenn A. (REP).	243	3.83
7. BLAS JR., Frank F. (REP)	251	3.96
8. MORRISON, Tommy INC (REP)	269	4.24
9. McCREADIE, Brant T. INC (REP).	222	3.50
10. ESPALDON, Jim. (REP)	361	5.69
11. YAMASHITA, PhD Aline A. INC (REP).	256	4.04
12. MENDIOLA, Adonis J.C. (REP)	181	2.85
13. TAITANO, Michelle H. (REP)	152	2.40
14. CASTRO, Wil (REP)	204	3.22
15. BENAVENTE, Felix C. (REP).	102	1.61
WRITE-IN.	16	.25
Total	6341	
Over Votes	15	
Under Votes	2254	

NV Delegate U.S. Rep.

VOTE FOR 1		
1. BORDALLO, Madeleine Z. INC (OEM).	293	53.56
1. METCALFE, Margaret G. (REP)	251	45.89
WRITE-IN.	3	.55
Total	547	
Over Votes	3	
Under Votes	24	

RETAIN TORRES

VOTE FOR 1		
YES	360	78.26
NO.	100	21.74
Total	460	
Over Votes	0	
Under Votes	114	

RETAIN BORDALLO

VOTE FOR 1		
YES	366	83.94
NO.	70	16.06
Total	436	
Over Votes	0	
Under Votes	138	

NON Attorney General

VOTE FOR 1		
1. BARRETT-ANDERSON, Elizabeth	307	58.37
2. RAPADAS, Leonard M. INC.	216	41.06
WRITE-IN.	3	.57
Total	526	
Over Votes	1	
Under Votes	47	

NON Guam Education Board

VOTE FOR 6		
1. ADA, Peter Atecxis D. INC	317	16.98
2. SANTOS, Joseph Cruz	171	9.16
3. BENAVENTE, Lourdes M. INC	210	11.25
4. CRUZ, Dr. Jose Q. INC	234	12.53
5. AYUYU, Ronald A. INC.	127	6.80
6. SAN NICOLAS, Lourdes B.S.	211	11.30
7. TAINATONGO, Rosie Rivera	152	8.14
8. GUTIERREZ, Maria A. INC.	214	11.46
9. SAN AGUSTIN, Albert T. INC.	231	12.37
Total	1867	
Over Votes	12	
Under Votes	1565	

RUN DATE:11/25/14 12:31 AM

REPORT-EL30

PAGE 0038-02

0038 178 TAMUNING

VOTES PERCENT

NON Consolidated Commission on Utilities

VOTE FOR 3

1. SANCHEZ II, Simon A. INC	304	23.26
2. LEON GUERRERO, Andrew S.	99	7.57
3. SANTOS, Francis E.	135	10.33
4. GARRIDO, Earl J.	61	4.67
5. TUPAZ, Fred Quinene	37	2.83
6. HAGEN, William.	145	11.09
7. PALOMO, Benigno M. INC	123	9.41
8. BAMBA, Joseph G.	142	10.86
9. PAYNE, William.	70	5.36
10. SERVINO, Jose S..	71	5.43
11. HARA, Eloy P. INC	119	9.10
WRITE-IN.	1	.08
Total	1307	
Over Votes	30	
Under Votes	385	

LEGISLATIVE SUBMITTED REFERENDUM

VOTE FOR 1

YES	285	53.67
NO.	246	46.33
Total	531	
Over Votes	0	
Under Votes	43	

0039 17C TAMUNING

	VOTES	PERCENT
REGISTERED VOTERS - TOTAL	855	
BALLOTS CAST - TOTAL	595	
VOTER TURNOUT - TOTAL		69.59

Governor and Lt Governor

VOTE FOR 1		
1. GUTIERREZ/GUMATAOTAO (DEM)	168	29.89
1. CALVO/TENORIO INC (REP)	391	69.57
WRITE-IN	3	.53
Total	562	
Over Votes	23	
Under Votes	10	

Guam Legislature

VOTE FOR 15		
1. AGUON JR., Frank Blas INC (DEM)	289	4.44
2. BAZA-HILLS, Derick (DEM)	104	1.60
3. RODRIGUEZ JR., Dennis G. INC (DEM)	313	4.81
4. CRUZ JR., Rodney A. (DEM)	59	.91
5. RESPICIO, Rory J. INC (DEM)	207	3.18
6. GUTHERTZ, Dr. Judith Paulette (DEM)	140	2.15
7. PALACIOS, Adolpho Borja (DEM)	178	2.74
8. CRISTOBAL, Hope Alvarez (DEM)	142	2.18
9. CRUZ, Benjamin J.F. INC (DEM)	212	3.26
10. SAN NICOLAS, Michael F.Q. INC (DEM)	197	3.03
11. UNDERWOOD, Nerissa Bretania (DEM)	284	4.37
12. WON PAT, Judith T. P. INC (DEM)	223	3.43
13. MUNA BARNES, Tina INC (DEM)	189	2.91
14. UNGACTA, Frank T. Jr. (DEM)	34	.52
15. ADA, Thomas C. INC (DEM)	278	4.27
1. TORRES, Mary Camacho (REP)	299	4.60
2. BLAS, Roland (REP)	161	2.48
3. DUENAS, Christopher M. INC (REP)	300	4.61
4. ADA, Tony INC (REP)	309	4.75
5. PEREZ, Valentino Gumataotao (REP)	145	2.23
6. LEON GUERRERO, Glenn A. (REP)	251	3.86
7. BLAS JR., Frank F. (REP)	280	4.31
8. MORRISON, Tommy INC (REP)	288	4.43
9. MCCREADIE, Brant T. INC (REP)	242	3.72
10. ESPALDON, Jim. (REP)	401	6.17
11. YAMASHITA, PhD Aline A. INC (REP)	258	3.97
12. MENDIOLA, Adonis J.C. (REP)	216	3.32
13. TAITANO, Michelle H. (REP)	150	2.31
14. CASTRO, Wil (REP)	228	3.51
15. BENAVENTE, Felix C. (REP)	113	1.74
WRITE-IN	13	.20
Total	6503	
Over Votes	90	
Under Votes	2332	

NV Delegate U.S. Rep.

VOTE FOR 1		
1. BORDALLO, Madeleine Z. INC (DEM)	322	57.81
1. METCALFE, Margaret G. (REP)	233	41.83
WRITE-IN	2	.36
Total	557	
Over Votes	2	
Under Votes	35	

RETAIN TORRES

VOTE FOR 1		
YES	388	80.83
NO	92	19.17
Total	480	
Over Votes	0	
Under Votes	114	

RETAIN BORDALLO

VOTE FOR 1		
YES	390	85.15
NO	68	14.85
Total	458	
Over Votes	1	
Under Votes	134	

NON Attorney General

VOTE FOR 1		
1. BARRETT-ANDERSON, Elizabeth	336	60.65
2. RAPADAS, Leonard M. INC	216	38.99
WRITE-IN	2	.36
Total	554	
Over Votes	0	
Under Votes	41	

NON Guam Education Board

VOTE FOR 6		
1. ADA, Peter Alexcis D. INC	333	17.41
2. SANTOS, Joseph Cruz	178	9.30
3. BENAVENTE, Lourdes M. INC	216	11.29
4. CRUZ, Dr. Jose Q. INC	266	13.90
5. AYUYU, Ronald A. INC	132	6.90
6. SAN NICOLAS, Lourdes B.S.	211	11.03
7. TAINATONGO, Rosie Rivera	163	8.52
8. GUTIERREZ, Maria A. INC	202	10.56
9. SAN AGUSTIN, Albert T. INC	212	11.08
Total	1913	
Over Votes	6	
Under Votes	1639	

RUN DATE:11/25/14 12:31 AM

REPORT-EL30 PAGE 0039-02

0039 176 TAMUNING

VOTES PERCENT

NON Consolidated Commission on Utilities

VOTE FOR 3		
1. SANCHEZ II, Simon A. INC	299	22.91
2. LEON GUERRERO, Andrew S.	84	6.44
3. SANTOS, Francis E.	118	9.04
4. GARRIDO, Earl J.	57	4.37
5. TUPAZ, Fred Quinene	38	2.91
6. HAGEN, William.	156	11.95
7. PALOMO, Benigno M. INC	158	12.11
8. BAMBA, Joseph G.	136	10.42
9. PAYNE, William.	62	4.75
10. SERVINO, Jose S.	80	6.13
11. HARA, Eloy P. INC	113	8.66
WRITE-IN.	4	.31
Total	1305	
Over Votes	57	
Under Votes	418	

LEGISLATIVE SUBMITTED REFERENDUM

VOTE FOR 1		
YES	284	51.26
NO.	270	48.74
Total	554	
Over Votes	0	
Under Votes	40	

RUN DATE:11/25/14 12:31 AM

REPORT-EL30

PAGE 0040-01

0040 17D TAMUNING

	VOTES	PERCENT
REGISTERED VOTERS - TOTAL	843	
BALLOTS CAST - TOTAL	559	
VOTER TURNOUT - TOTAL		66.31

Governor and Lt Governor

VOTE FOR 1		
1. GUTIERREZ/GUMATAOTAO (DEM)	157	30.19
1. CALVO/TENORIO INC (REP)	361	69.42
WRITE-IN	2	.38
Total	520	
Over Votes	35	
Under Votes	4	

Guam Legislature

VOTE FOR 15		
1. AGUON JR., Frank Blas INC (DEM)	290	4.68
2. BAZA-HILLS, Derick (DEM)	78	1.26
3. RODRIGUEZ JR., Dennis G. INC (DEM)	299	4.83
4. CRUZ JR., Rodney A. (DEM)	73	1.18
5. RESPICIO, Rory J. INC (DEM)	197	3.18
6. GUTHERTZ, Or. Judith Paulette (DEM)	163	2.63
7. PALACIOS, Adolpho Borja (DEM)	159	2.57
8. CRISTOBAL, Hope Alvarez (DEM)	119	1.92
9. CRUZ, Benjamin J.F. INC (DEM)	202	3.26
10. SAN NICOLAS, Michael F.Q. INC (DEM)	193	3.12
11. UNDERWOOD, Nerissa Bretania (DEM)	256	4.13
12. WON PAT, Judith T. P. INC (DEM)	222	3.59
13. MUNA BARNES, Tina INC (DEM)	218	3.52
14. UNGACTA, Frank T. Jr. (DEM)	41	.66
15. ADA, Thomas C. INC (DEM)	254	4.10
1. TORRES, Mary Camacho (REP)	290	4.68
2. BLAS, Roland (REP)	161	2.60
3. DUENAS, Christopher M. INC (REP)	264	4.26
4. ADA, Tony INC (REP)	305	4.93
5. PEREZ, Valentino Gumataotao (REP)	130	2.10
6. LEON GUERRERO, Glenn A. (REP)	231	3.73
7. BLAS JR., Frank F. (REP)	253	4.09
8. MORRISON, Tommy INC (REP)	281	4.54
9. MCCREADIE, Brant T. INC (REP)	228	3.68
10. ESPALDON, Jim. (REP)	356	5.75
11. YAMASHITA, PhD Aline A. INC (REP)	234	3.78
12. MENDIOLA, Adonis J.C. (REP)	200	3.23
13. TAITANO, Michelle H. (REP)	154	2.49
14. CASTRO, Wil (REP)	211	3.41
15. BENAVENTE, Felix C. (REP)	116	1.87
WRITE-IN	14	.23
Total	6192	
Over Votes	30	
Under Votes	2158	

NV Delegate U.S. Rep.

VOTE FOR 1		
1. BORDALLO, Madeleine Z. INC (DEM)	281	52.92
1. METCALFE, Margaret G. (REP)	248	46.70
WRITE-IN	2	.38
Total	531	
Over Votes	1	
Under Votes	27	

RETAIN TORRES

VOTE FOR 1		
YES	354	77.29
NO	104	22.71
Total	458	
Over Votes	0	
Under Votes	100	

RETAIN BORDALLO

VOTE FOR 1		
YES	368	84.02
NO	70	15.98
Total	438	
Over Votes	0	
Under Votes	121	

NON Attorney General

VOTE FOR 1		
1. BARRETT-ANDERSON, Elizabeth	306	58.85
2. RAPADAS, Leonard M. INC	214	41.15
WRITE-IN	0	
Total	520	
Over Votes	0	
Under Votes	38	

NON Guam Education Board

VOTE FOR 6		
1. ADA, Peter Alexxis D. INC	310	16.33
2. SANTOS, Joseph Cruz	180	9.48
3. BENAVENTE, Lourdes M. INC	215	11.33
4. CRUZ, Dr. Jose Q. INC	239	12.59
5. AYUYU, Ronald A. INC	147	7.74
6. SAN NICOLAS, Lourdes B.S.	232	12.22
7. TAINATONGO, Rosie Rivera	163	8.59
8. GUTIERREZ, Maria A. INC	179	9.43
9. SAN AGUSTIN, Albert T. INC	233	12.28
Total	1898	
Over Votes	6	
Under Votes	1448	

0040 17D TAMUNING

VOTES PERCENT

NON Consolidated Commission on Utilities

VOTE FOR 3

1. SANCHEZ II, Simon A. INC	283	22.23
2. LEON GUERRERO, Andrew S.	91	7.15
3. SANTOS, Francis E.	148	11.63
4. GARRIDO, Earl J.	52	4.08
5. TUPAZ, Fred Quinene	38	2.99
6. HAGEN, William.	148	11.63
7. PALOMO, Benigno M. INC	133	10.45
8. BAMBA, Joseph G.	133	10.45
9. PAYNE, William.	52	4.08
10. SERVINO, Jose S..	81	6.36
11. HARA, Eloy P. INC	112	8.80
WRITE-IN.	2	.16
Total	1273	
Over Votes	12	
Under Votes	392	

LEGISLATIVE SUBMITTED REFERENDUM

VOTE FOR 1

YES	272	51.52
NO.	256	48.48
Total	528	
Over Votes	0	
Under Votes	31	



GUAM ELECTION COMMISSION
Kumision Eleksion Guahan



Your VOTE is your voice. ✓ BOTA ya un ma kuenta.

**CERTIFICATION OF VOTES FOR THE
 2014 GENERAL ELECTION**

DEDEDO


GOVERNOR / LT. GOVERNOR	<u>7820</u>
NON-VOTING DELEGATE TO THE U.S. HOUSE OF REPRESENTATIVES LEGISLATURE	<u>7820</u> <u>7820</u>
JUDICIAL RETENTION QUESTIONS	<u>7820</u>
ATTORNEY GENERAL	<u>7820</u>
GUAM EDUCATION BOARD	<u>7820</u>
CONSOLIDATED COMMISSION ON UTILITIES	<u>7820</u>
LEGISLATIVE-SUBMITTED REFERENDUM	<u>7820</u>

CERTIFIED BY:


GUAM ELECTION COMMISSION BOARD OF DIRECTORS

NOV 22 2014


DATE CERTIFIED



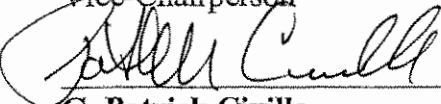
 Joseph F. Mesa Date
 Chairman




 Alice M. Taijeron Date
 Vice-Chairperson



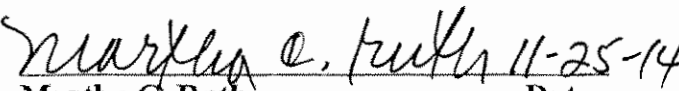
 Dot H. Chargualaf Date
 Member




 G. Patrick Civile Date
 Member



 Joseph P. Mafnas Date
 Member



 Martha C. Ruth Date
 Member



 Johnny P. Taitano Date
 Member

0041 18 DEDEDO

	VOTES	PERCENT
REGISTERED VOTERS - TOTAL	847	
BALLOTS CAST - TOTAL	594	
VOTER TURNOUT - TOTAL		70.13

Governor and Lt Governor

VOTE FOR 1		
1. GUTIERREZ/GUMATAOTAO (DEM).	205	37.61
1. CALVO/TENORIO INC (REP).	339	62.20
WRITE-IN.	1	.18
Total	545	
Over Votes	41	
Under Votes	8	

Guam Legislature

VOTE FOR 15		
1. AGUON JR., Frank Blas INC (DEM)	394	5.79
2. BAZA-HILLS, Derick (DEM)	113	1.66
3. RODRIGUEZ JR., Dennis G. INC (DEM)	426	6.26
4. CRUZ JR., Rodney A. (DEM)	102	1.50
5. RESPICIO, Rory J. INC (DEM)	288	4.23
6. GUTHERTZ, Dr. Judith Paulette (DEM).	205	3.01
7. PALACIOS, Adolpho Borja (DEM).	226	3.32
8. CRISTOBAL, Hope Alvarez (DEM).	170	2.50
9. CRUZ, Benjamin J.F. INC (DEM).	230	3.38
10. SAN NICOLAS, Michael F.Q. INC (DEM)	266	3.91
11. UNDERWOOD, Nerissa Bretania (DEM)	327	4.81
12. WON PAT, Judith T. P. INC (DEM).	290	4.26
13. MUNA BARNES, Tina INC (DEM)	237	3.48
14. UNGACTA, Frank T. Jr. (DEM)	53	.78
15. ADA, Thomas C. INC (DEM)	321	4.72
1. TORRES, Mary Camacho (REP).	262	3.85
2. BLAS, Roland (REP)	129	1.90
3. DUENAS, Christopher M. INC (REP).	212	3.12
4. ADA, Tony INC (REP)	292	4.29
5. PEREZ, Valentino Gumataotao (REP)	83	1.22
6. LEON GUERRERO, Glenn A. (REP).	184	2.71
7. BLAS JR., Frank F. (REP)	223	3.28
8. MORRISON, Tommy INC (REP)	291	4.28
9. McCREADIE, Brant T. INC (REP).	232	3.41
10. ESPALDON, Jim. (REP)	375	5.51
11. YAMASHITA, PhD Aline A. INC (REP).	242	3.56
12. MENDIOLA, Adonis J.C. (REP)	201	2.96
13. TAITANO, Michelle H. (REP)	119	1.75
14. CASTRO, Wil (REP)	194	2.85
15. BENAVENTE, Felix C. (REP).	107	1.57
WRITE-IN.	8	.12
Total	6802	
Over Votes	75	
Under Votes	2033	

NV Delegate U.S. Rep.

VOTE FOR 1		
1. BORDALLO, Madeleine Z. INC (DEM).	382	67.73
1. METCALFE, Margaret G. (REP)	180	31.91
WRITE-IN.	2	.35
Total	564	
Over Votes	5	
Under Votes	25	

RETAIN TORRES

VOTE FOR 1		
YES	383	84.18
NO.	72	15.82
Total	455	
Over Votes	1	
Under Votes	137	

RETAIN BORDALLO

VOTE FOR 1		
YES	389	84.38
NO.	72	15.62
Total	461	
Over Votes	0	
Under Votes	133	

NON Attorney General

VOTE FOR 1		
1. BARRETT-ANDERSON, Elizabeth	337	61.05
2. RAPADAS, Leonard M. INC.	214	38.77
WRITE-IN.	1	.18
Total	552	
Over Votes	4	
Under Votes	38	

NON Guam Education Board

VOTE FOR 6		
1. ADA, Peter Alexxis D. INC	359	16.42
2. SANTOS, Joseph Cruz	179	8.19
3. BENAVENTE, Lourdes M. INC	279	12.76
4. CRUZ, Dr. Jose Q. INC	269	12.31
5. AYUYU, Ronald A. INC.	161	7.37
6. SAN NICOLAS, Lourdes B.S.	261	11.94
7. TAINATONGO, Rosie Rivera	177	8.10
8. GUTIERREZ, Maria A. INC.	252	11.53
9. SAN AGUSTIN, Albert T. INC.	249	11.39
Total	2186	
Over Votes	12	
Under Votes	1366	

RUN DATE:11/25/14 12:31 AM

REPORT-EL30 PAGE 0041-02

0041 18 DEDED0

VOTES PERCENT

NON Consolidated Commission on Utilities

VOTE FOR 3

1. SANCHEZ II, Simon A. INC	306	22.90
2. LEON GUERRERO, Andrew S.	111	8.31
3. SANTOS, Francis E.	149	11.15
4. GARRIDO, Earl J.	69	5.16
5. TUPAZ, Fred Quinene	42	3.14
6. HAGEN, William.	131	9.81
7. PALOMO, Benigno M. INC	140	10.48
8. BAMBA, Joseph G.	143	10.70
9. PAYNE, William.	52	3.89
10. SERVINO, Jose S..	78	5.84
11. HARA, Eloy P. INC	115	8.61
WRITE-IN.	0	
Total	1336	
Over Votes	51	
Under Votes	395	

LEGISLATIVE SUBMITTED REFERENDUM

VOTE FOR 1

YES	267	48.72
NO.	281	51.28
Total	548	
Over Votes	0	
Under Votes	46	

0042 18A DEDEDG

	VOTES	PERCENT
REGISTERED VOTERS - TOTAL	843	
BALLOTS CAST - TOTAL	586	
VOTER TURNOUT - TOTAL		69.51

Governor and Lt Governor

VOTE FOR 1		
1. GUTIERREZ/GUMATAOTAO (DEM)	189	35.26
1. CALVO/TENORIO INC (REP)	346	64.55
WRITE-IN	1	.19
Total	536	
Over Votes	47	
Under Votes	3	

Guam Legislature

VOTE FOR 15		
1. AGUON JR., Frank Blas INC (DEM)	358	5.35
2. BAZA-HILLS, Derick (DEM)	118	1.76
3. RODRIGUEZ JR., Dennis G. INC (DEM)	394	5.89
4. CRUZ JR., Rodney A. (DEM)	75	1.12
5. RESPICIO, Rory J. INC (DEM)	264	3.94
6. GUTHERTZ, Dr. Judith Paulette (DEM)	190	2.84
7. PALACIOS, Adolpho Borja (DEM)	187	2.79
8. CRISTOBAL, Hope Alvarez (DEM)	150	2.24
9. CRUZ, Benjamin J.F. INC (DEM)	225	3.36
10. SAN NICOLAS, Michael F.Q. INC (DEM)	262	3.91
11. UNDERWOOD, Nerissa Bretania (DEM)	295	4.41
12. WON PAT, Judith T. P. INC (DEM)	258	3.85
13. MUNA BARNES, Tina INC (DEM)	239	3.57
14. UNGACTA, Frank T. Jr. (DEM)	49	.73
15. ADA, Thomas C. INC (DEM)	284	4.24
1. TORRES, Mary Camacho (REP)	266	3.97
2. BLAS, Roland (REP)	161	2.41
3. DUENAS, Christopher M. INC (REP)	227	3.39
4. ADA, Tony INC (REP)	301	4.50
5. PEREZ, Valentino Gumataotao (REP)	94	1.40
6. LEON GUERRERO, Glenn A. (REP)	194	2.90
7. BLAS JR., Frank F. (REP)	245	3.66
8. MORRISON, Tommy INC (REP)	282	4.21
9. McCREADIE, Brant T. INC (REP)	250	3.74
10. ESPALDON, Jim. (REP)	357	5.33
11. YAMASHITA, PhD Aline A. INC (REP)	230	3.44
12. MENDIOLA, Adonis J.C. (REP)	223	3.33
13. TAITANO, Michelle H. (REP)	143	2.14
14. CASTRO, Wil (REP)	225	3.36
15. BENAVENTE, Felix C. (REP)	141	2.11
WRITE-IN	6	.09
Total	6693	
Over Votes	240	
Under Votes	1857	

NV Delegate U.S. Rep.
VOTE FOR 1

1. BORDALLO, Madeleine Z. INC (DEM)	333	59.68
1. METCALFE, Margaret G. (REP)	223	39.96
WRITE-IN	2	.36
Total	558	
Over Votes	5	
Under Votes	23	

RETAIN TORRES

VOTE FOR 1		
YES	372	82.48
NO	79	17.52
Total	451	
Over Votes	0	
Under Votes	135	

RETAIN BORDALLO

VOTE FOR 1		
YES	372	86.11
NO	60	13.89
Total	432	
Over Votes	0	
Under Votes	154	

NON Attorney General

VOTE FOR 1		
1. BARRETT-ANDERSON, Elizabeth	357	65.03
2. RAPADAS, Leonard M. INC	192	34.97
WRITE-IN	0	
Total	549	
Over Votes	2	
Under Votes	35	

NON Guam Education Board

VOTE FOR 6		
1. ADA, Peter Alecxis D. INC	340	16.02
2. SANTOS, Joseph Cruz	182	8.58
3. BENAVENTE, Lourdes M. INC	309	14.56
4. CRUZ, Dr. Jose Q. INC	266	12.54
5. AYUYU, Ronald A. INC	135	6.36
6. SAN NICOLAS, Lourdes B.S.	255	12.02
7. TAINATONGO, Rosie Rivera	162	7.63
8. GUTIERREZ, Maria A. INC	225	10.60
9. SAN AGUSTIN, Albert T. INC	248	11.69
Total	2122	
Over Votes	6	
Under Votes	1388	

RUN DATE:11/25/14 12:31 AM

REPORT-EL30

PAGE 0042-02

0042 18A DEDED0

VOTES PERCENT

NON Consolidated Commission on Utilities

VOTE FOR 3

1. SANCHEZ II, Simon A. INC	308	23.30
2. LEON GUERRERO, Andrew S.	107	8.09
3. SANTOS, Francis E.	119	9.00
4. GARRIDO, Earl J.	70	5.30
5. TUPAZ, Fred Quinene	39	2.95
6. HAGEN, William.	120	9.08
7. PALOMO, Benigno M. INC	130	9.83
8. BAMBA, Joseph G.	150	11.35
9. PAYNE, William.	69	5.22
10. SERVINO, Jose S.	98	7.41
11. HARA, Eloy P. INC	112	8.47
WRITE-IN.	0	
Total	1322	
Over Votes	51	
Under Votes	385	

LEGISLATIVE SUBMITTED REFERENDUM

VOTE FOR 1

YES	297	55.51
NO.	238	44.49
Total	535	
Over Votes	0	
Under Votes	51	

0043 18B DEDED0

	VOTES	PERCENT
REGISTERED VOTERS - TOTAL	675	
BALLOTS CAST - TOTAL	483	
VOTER TURNOUT - TOTAL		71.56

Governor and Lt Governor

VOTE FOR 1		
1. GUTIERREZ/GUMATAOTAO (DEM)	153	35.50
1. CALVO/TENORIO INC (REP)	278	64.50
WRITE-IN	0	
Total	431	
Over Votes	43	
Under Votes	9	

Guam Legislature

VOTE FOR 15		
1. AGUON JR., Frank Blas INC (DEM)	294	5.63
2. BAZA-HILLS, Derick (DEM)	92	1.76
3. RODRIGUEZ JR., Dennis G. INC (DEM)	341	6.53
4. CRUZ JR., Rodney A. (DEM)	84	1.61
5. RESPICIO, Rory J. INC (DEM)	210	4.02
6. GUTHERTZ, Dr. Judith Paulette (DEM)	160	3.06
7. PALACIOS, Adolpho Borja (DEM)	189	3.62
8. CRISTOBAL, Hope Alvarez (DEM)	129	2.47
9. CRUZ, Benjamin J.F. INC (DEM)	183	3.50
10. SAN NICOLAS, Michael F.Q. INC (DEM)	186	3.56
11. UNDERWOOD, Nerissa Bretania (DEM)	242	4.63
12. WON PAT, Judith T. P. INC (DEM)	222	4.25
13. MUNA BARNES, Tina INC (DEM)	194	3.71
14. UNGACTA, Frank T. Jr. (DEM)	36	.69
15. ADA, Thomas C. INC (DEM)	223	4.27
1. TORRES, Mary Camacho (REP)	230	4.40
2. BLAS, Roland (REP)	102	1.95
3. DUENAS, Christopher M. INC (REP)	160	3.06
4. ADA, Tony INC (REP)	228	4.36
5. PEREZ, Valentino Gumataotao (REP)	61	1.17
6. LEON GUERRERO, Glenn A. (REP)	130	2.49
7. BLAS JR., Frank F. (REP)	178	3.41
8. MORRISON, Tommy INC (REP)	214	4.09
9. McCREADIE, Brant T. INC (REP)	163	3.12
10. ESPALDON, Jim. (REP)	301	5.76
11. YAMASHITA, PhD Aline A. INC (REP)	189	3.62
12. MENDIOLA, Adonis J.C. (REP)	150	2.87
13. TAITANO, Michelle H. (REP)	84	1.61
14. CASTRO, Wil (REP)	164	3.14
15. BENAVENTE, Felix C. (REP)	81	1.55
WRITE-IN	6	.11
Total	5226	
Over Votes	105	
Under Votes	1914	

NV Delegate U.S. Rep.

VOTE FOR 1		
1. BORDALLO, Madeleine Z. INC (DEM)	279	60.13
1. METCALFE, Margaret G. (REP)	183	39.44
WRITE-IN	2	.43
Total	464	
Over Votes	6	
Under Votes	13	

RETAIN TORRES

VOTE FOR 1		
YES	320	84.66
NO.	58	15.34
Total	378	
Over Votes	0	
Under Votes	105	

RETAIN BORDALLO

VOTE FOR 1		
YES	302	84.12
NO.	57	15.88
Total	359	
Over Votes	0	
Under Votes	124	

NON Attorney General

VOTE FOR 1		
1. BARRETT-ANDERSON, Elizabeth	266	60.45
2. RAPADAS, Leonard M. INC.	173	39.32
WRITE-IN	1	.23
Total	440	
Over Votes	3	
Under Votes	40	

NON Guam Education Board

VOTE FOR 6		
1. ADA, Peter Alexxis D. INC	251	15.79
2. SANTOS, Joseph Cruz	146	9.18
3. BENAVENTE, Lourdes M. INC	191	12.01
4. CRUZ, Dr. Jose Q. INC	200	12.58
5. AYUYU, Ronald A. INC.	116	7.30
6. SAN NICOLAS, Lourdes B.S.	180	11.32
7. TAINATONGO, Rosie Rivera	126	7.92
8. GUTIERREZ, Maria A. INC.	196	12.33
9. SAN AGUSTIN, Albert T. INC.	184	11.57
Total	1590	
Over Votes	12	
Under Votes	1296	

RUN DATE:11/25/14 12:31 AM

REPORT-EL30 PAGE 0043-02

0043 18B DEDED0

VOTES PERCENT

NON Consolidated Commission on Utilities

VOTE FOR 3

1. SANCHEZ II, Simon A. INC	239	22.81
2. LEON GUERRERO, Andrew S.	93	8.87
3. SANTOS, Francis E.	110	10.50
4. GARRIDO, Earl J.	56	5.34
5. TUPAZ, Fred Quinene	25	2.39
6. HAGEN, William.	93	8.87
7. PALOMO, Benigno M. INC	123	11.74
8. BAMBA, Joseph G.	110	10.50
9. PAYNE, William.	47	4.48
10. SERVINO, Jose S.	71	6.77
11. HARA, Eloy P. INC	81	7.73
WRITE-IN.	0	
Total	1048	
Over Votes	27	
Under Votes	374	

LEGISLATIVE SUBMITTED REFERENDUM

VOTE FOR 1

YES	210	48.39
NO.	224	51.61
Total	434	
Over Votes	0	
Under Votes	49	

RUN DATE:11/25/14 12:31 AM

REPORT-EL30

PAGE 0044-01

0044 18C DEDEDO

	VOTES	PERCENT
REGISTERED VOTERS - TOTAL	703	
BALLOTS CAST - TOTAL	479	
VOTER TURNOUT - TOTAL		68.14

Governor and Lt Governor

VOTE FOR 1		
1. GUTIERREZ/GUMATAOTAO (DEM)	181	40.95
1. CALVO/TENORIO INC (REP)	261	59.05
WRITE-IN	0	
Total	442	
Over Votes	31	
Under Votes	6	

Guam Legislature

VOTE FOR 15		
1. AGUON JR., Frank Blas INC (DEM)	298	5.48
2. BAZA-HILLS, Derick (DEM)	93	1.71
3. RODRIGUEZ JR., Dennis G. INC (DEM)	300	5.51
4. CRUZ JR., Rodney A. (DEM)	97	1.78
5. RESPICIO, Rory J. INC (DEM)	217	3.99
6. GUTHERTZ, Dr. Judith Paulette (DEM)	160	2.94
7. PALACIOS, Adolpho Borja (DEM)	175	3.22
8. CRISTOBAL, Hope Alvarez (DEM)	146	2.68
9. CRUZ, Benjamin J.F. INC (DEM)	213	3.91
10. SAN NICOLAS, Michael F.Q. INC (DEM)	223	4.10
11. UNDERWOOD, Nerissa Bretania (DEM)	216	3.97
12. WON PAT, Judith T. P. INC (DEM)	227	4.17
13. MUNA BARNES, Tina INC (DEM)	228	4.19
14. UNGACTA, Frank T. Jr. (DEM)	48	.88
15. ADA, Thomas C. INC (DEM)	253	4.65
1. TORRES, Mary Camacho (REP)	227	4.17
2. BLAS, Roland (REP)	111	2.04
3. DUENAS, Christopher M. INC (REP)	170	3.12
4. ADA, Tony INC (REP)	246	4.52
5. PEREZ, Valentino Gumataotao (REP)	75	1.38
6. LEON GUERRERO, Glenn A. (REP)	159	2.92
7. BLAS JR., Frank F. (REP)	198	3.64
8. MORRISON, Tommy INC (REP)	240	4.41
9. MCCREADIE, Brant T. INC (REP)	191	3.51
10. ESPALDON, Jim. (REP)	225	4.13
11. YAMASHITA, PhD Aline A. INC (REP)	194	3.56
12. MENDIOLA, Adonis J.C. (REP)	148	2.72
13. TAITANO, Michelle H. (REP)	103	1.89
14. CASTRO, Wil (REP)	158	2.90
15. BENAVENTE, Felix C. (REP)	96	1.76
WRITE-IN	7	.13
Total	5442	
Over Votes	120	
Under Votes	1610	

NV Delegate U.S. Rep.

VOTE FOR 1		
1. BORDALLO, Madeleine Z. INC (DEM)	294	64.05
1. METCALFE, Margaret G. (REP)	164	35.73
WRITE-IN	1	.22
Total	459	
Over Votes	5	
Under Votes	15	

RETAIN TORRES

VOTE FOR 1		
YES	316	84.72
NO	57	15.28
Total	373	
Over Votes	0	
Under Votes	106	

RETAIN BORDALLO

VOTE FOR 1		
YES	298	86.88
NO	45	13.12
Total	343	
Over Votes	1	
Under Votes	135	

NON Attorney General

VOTE FOR 1		
1. BARRETT-ANDERSON, Elizabeth	325	71.90
2. RAPADAS, Leonard M. INC.	126	27.88
WRITE-IN	1	.22
Total	452	
Over Votes	3	
Under Votes	24	

NON Guam Education Board

VOTE FOR 6		
1. ADA, Peter Alexsis O. INC	252	15.35
2. SANTOS, Joseph Cruz	138	8.40
3. BENAVENTE, Lourdes M. INC	215	13.09
4. CRUZ, Dr. Jose Q. INC	212	12.91
5. AYUYU, Ronald A. INC.	116	7.06
6. SAN NICOLAS, Lourdes B.S.	196	11.94
7. TAINATONGO, Rosie Rivera	142	8.65
8. GUTIERREZ, Maria A. INC.	181	11.02
9. SAN AGUSTIN, Albert T. INC.	190	11.57
Total	1642	
Over Votes	13	
Under Votes	1208	

RUN DATE:11/25/14 12:31 AM

REPORT-EL30 PAGE 0044-02

0044 18C DEDEDO

VOTES PERCENT

NON Consolidated Commission on Utilities

VOTE FOR 3

1. SANCHEZ II, Simon A. INC	216	19.89
2. LEON GUERRERO, Andrew S.	103	9.48
3. SANTOS, Francis E.	114	10.50
4. GARRIDO, Earl J.	57	5.25
5. TUPAZ, Fred Quinene	34	3.13
6. HAGEN, William.	107	9.85
7. PALOMO, Benigno M. INC	119	10.96
8. BAMBA, Joseph G.	110	10.13
9. PAYNE, William.	66	6.08
10. SERVINO, Jose S.	65	5.99
11. HARA, Eloy P. INC	93	8.56
WRITE-IN.	2	.18
Total	1086	
Over Votes	42	
Under Votes	309	

LEGISLATIVE SUBMITTED REFERENDUM

VOTE FOR 1

YES	271	61.17
NO.	172	38.83
Total	443	
Over Votes	1	
Under Votes	35	

0045 18D DEDEDO

	VOTES	PERCENT
REGISTERED VOTERS - TOTAL	708	
BALLOTS CAST - TOTAL	488	
VOTER TURNOUT - TOTAL		68.93

Governor and Lt Governor

VOTE FOR 1		
1. GUTIERREZ/GUMATAOTAO (DEM)	130	30.23
1. CALVO/TENORIO INC (REP)	299	69.53
WRITE-IN	1	.23
Total	430	
Over Votes	44	
Under Votes	14	

Guam Legislature

VOTE FOR 15		
1. AGUON JR., Frank Blas INC (DEM)	292	5.43
2. BAZA-HILLS, Derick (DEM)	60	1.12
3. RODRIGUEZ JR., Dennis G. INC (DEM)	363	6.75
4. CRUZ JR., Rodney A. (DEM)	62	1.15
5. RESPICIO, Rory J. INC (DEM)	198	3.68
6. GUTHERTZ, Dr. Judith Paulette (DEM)	157	2.92
7. PALACIOS, Adolpho Borja (DEM)	176	3.27
8. CRISTOBAL, Hope Alvarez (DEM)	115	2.14
9. CRUZ, Benjamin J.F. INC (DEM)	158	2.94
10. SAN NICOLAS, Michael F.Q. INC (DEM)	209	3.89
11. UNDERWOOD, Nerissa Bretania (DEM)	268	4.98
12. WON PAT, Judith T. P. INC (DEM)	215	4.00
13. MUNA BARNES, Tina INC (DEM)	188	3.50
14. UNGACTA, Frank T. Jr. (DEM)	27	.50
15. ADA, Thomas C. INC (DEM)	226	4.20
1. TORRES, Mary Camacho (REP)	231	4.30
2. BLAS, Roland (REP)	96	1.79
3. DUENAS, Christopher M. INC (REP)	188	3.50
4. ADA, Tony INC (REP)	250	4.65
5. PEREZ, Valentino Gumataotao (REP)	61	1.13
6. LEON GUERRERO, Glenn A. (REP)	147	2.73
7. BLAS JR., Frank F. (REP)	192	3.57
8. MORRISON, Tommy INC (REP)	247	4.59
9. MCCREADIE, Brant T. INC (REP)	195	3.63
10. ESPALDON, Jim. (REP)	327	6.08
11. YAMASHITA, PhD Aline A. INC (REP)	214	3.98
12. MENDIOLA, Adonis J.C. (REP)	173	3.22
13. TAITANO, Michelle H. (REP)	87	1.62
14. CASTRO, Wil (REP)	170	3.16
15. BENAVENTE, Felix C. (REP)	83	1.54
WRITE-IN	3	.06
Total	5378	
Over Votes	60	
Under Votes	1879	

NV Delegate U.S. Rep.

VOTE FOR 1		
1. BORDALLO, Madeleine Z. INC (DEM)	272	58.37
1. METCALFE, Margaret G. (REP)	193	41.42
WRITE-IN	1	.21
Total	466	
Over Votes	3	
Under Votes	19	

RETAIN TORRES

VOTE FOR 1		
YES	311	84.05
NO	59	15.95
Total	370	
Over Votes	0	
Under Votes	118	

RETAIN BORDALLO

VOTE FOR 1		
YES	304	83.75
NO	59	16.25
Total	363	
Over Votes	0	
Under Votes	125	

NON Attorney General

VOTE FOR 1		
1. BARRETT-ANDERSON, Elizabeth	269	60.18
2. RAPADAS, Leonard M. INC	178	39.82
WRITE-IN	0	
Total	447	
Over Votes	0	
Under Votes	41	

NON Guam Education Board

VOTE FOR 6		
1. ADA, Peter Alexis D. INC	259	15.82
2. SANTOS, Joseph Cruz	154	9.41
3. BENAVENTE, Lourdes M. INC	217	13.26
4. CRUZ, Dr. Jose Q. INC	209	12.77
5. AYUYU, Ronald A. INC	102	6.23
6. SAN NICOLAS, Lourdes B.S.	211	12.89
7. TAINATONGO, Rosie Rivera	114	6.96
8. GUTIERREZ, Maria A. INC	172	10.51
9. SAN AGUSTIN, Albert T. INC	199	12.16
Total	1637	
Over Votes	12	
Under Votes	1279	

RUN DATE:11/25/14 12:31 AM

REPORT-EL30

PAGE 0045-02

0045 18D DEDED0

VOTES PERCENT

NON Consolidated Commission on Utilities

VOTE FOR 3

1. SANCHEZ II, Simon A. INC	254	23.85
2. LEON GUERRERO, Andrew S.	72	6.76
3. SANTOS, Francis E.	113	10.61
4. GARRIDO, Earl J.	50	4.69
5. TUPAZ, Fred Quinene	32	3.00
6. HAGEN, William.	123	11.55
7. PALOMO, Benigno M. INC	98	9.20
8. BAMBA, Joseph G.	111	10.42
9. PAYNE, William.	38	3.57
10. SERVINO, Jose S..	91	8.54
11. HARA, Eloy P. INC	83	7.79
WRITE-IN.	0	
Total	1065	
Over Votes	36	
Under Votes	363	

LEGISLATIVE SUBMITTED REFERENDUM

VOTE FOR 1

YES	213	47.23
NO.	238	52.77
Total	451	
Over Votes	0	
Under Votes	37	

0046-18E DEDEDO

	VOTES	PERCENT
REGISTERED VOTERS - TOTAL	838	
BALLOTS CAST - TOTAL	566	
VOTER TURNOUT - TOTAL		67.54

Governor and Lt Governor

VOTE FOR 1		
1. GUTIERREZ/GUMATAOTAO (DEM).	185	35.10
1. CALVO/TENORIO INC (REP).	339	64.33
WRITE-IN.	3	.57
Total	527	
Over Votes	33	
Under Votes	5	

Guam Legislature

VOTE FOR 15		
1. AGUON JR., Frank Blas INC (DEM)	344	5.57
2. BAZA-HILLS, Derick (DEM)	107	1.73
3. RODRIGUEZ JR., Dennis G. INC (DEM)	407	6.59
4. CRUZ JR., Rodney A. (DEM)	77	1.25
5. RESPICIO, Rory J. INC (DEM)	241	3.90
6. GUTHERTZ, Dr. Judith Paulette (DEM).	190	3.08
7. PALACIOS, Adolpho Borja (DEM).	187	3.03
8. CRISTOBAL, Hope Alvarez (DEM).	152	2.46
9. CRUZ, Benjamin J.F. INC (DEM).	196	3.18
10. SAN NICOLAS, Michael F.Q. INC (DEM)	211	3.42
11. UNDERWOOD, Nerissa Bretania (DEM)	306	4.96
12. WON PAT, Judith T. P. INC (DEM).	257	4.16
13. MUNA BARNES, Tina INC (DEM)	212	3.43
14. UNGACTA, Frank T. Jr. (DEM)	38	.62
15. ADA, Thomas C. INC (DEM)	257	4.16
1. TORRES, Mary Camacho (REP).	261	4.23
2. BLAS, Roland (REP)	132	2.14
3. DUENAS, Christopher M. INC (REP).	209	3.39
4. ADA, Tony INC (REP)	280	4.54
5. PEREZ, Valentino Gumataotao (REP)	73	1.18
6. LEON GUERRERO, Glenn A. (REP).	157	2.54
7. BLAS JR., Frank F. (REP)	202	3.27
8. MORRISON, Tommy INC (REP)	277	4.49
9. McCREADIE, Brant T. INC (REP).	219	3.55
10. ESPALDON, Jim. (REP)	344	5.57
11. YAMASHITA, PhD Aline A. INC (REP).	229	3.71
12. MENDIOLA, Adonis J.C. (REP)	188	3.05
13. TAITANO, Michelle H. (REP)	111	1.80
14. CASTRO, Wil (REP)	201	3.26
15. BENAVENTE, Felix C. (REP).	94	1.52
WRITE-IN.	13	.21
Total	6172	
Over Votes	90	
Under Votes	2206	

NV Delegate U.S. Rep.

VOTE FOR 1		
1. BORDALLO, Madeleine Z. INC (DEM).	315	57.27
1. METCALFE, Margaret G. (REP)	235	42.73
WRITE-IN.	0	
Total	550	
Over Votes	2	
Under Votes	14	

RETAIN TORRES

VOTE FOR 1		
YES	351	80.88
NO.	83	19.12
Total	434	
Over Votes	0	
Under Votes	132	

RETAIN BORDALLO

VOTE FOR 1		
YES	358	88.83
NO.	45	11.17
Total	403	
Over Votes	0	
Under Votes	163	

NON Attorney General

VOTE FOR 1		
1. BARRETT-ANDERSON, Elizabeth	285	54.81
2. RAPADAS, Leonard M. INC.	235	45.19
WRITE-IN.	0	
Total	520	
Over Votes	1	
Under Votes	45	

NON Guam Education Board

VOTE FOR 6		
1. ADA, Peter Alexxis D. INC	308	15.70
2. SANTOS, Joseph Cruz	167	8.51
3. BENAVENTE, Lourdes M. INC	266	13.56
4. CRUZ, Dr. Jose Q. INC	242	12.33
5. AYUYU, Ronald A. INC.	104	5.30
6. SAN NICOLAS, Lourdes B.S.	237	12.08
7. TAINATONGO, Rosie Rivera	158	8.05
8. GUTIERREZ, Maria A. INC.	232	11.82
9. SAN AGUSTIN, Albert T. INC.	248	12.64
Total	1962	
Over Votes	12	
Under Votes	1409	

RUN DATE:11/25/14 12:31 AM

0046 18E DEDEDO

VOTES PERCENT

NON Consolidated Commission on Utilities

VOTE FOR 3

1. SANCHEZ II, Simon A. INC	300	23.72
2. LEON GUERRERO, Andrew S.	93	7.35
3. SANTOS, Francis E.	126	9.96
4. GARRIDO, Earl J.	90	7.11
5. TUPAZ, Fred Quinene	47	3.72
6. HAGEN, William.	112	8.85
7. PALOMO, Benigno M. INC	114	9.01
8. BAMBA, Joseph G.	117	9.25
9. PAYNE, William.	51	4.03
10. SERVINO, Jose S..	94	7.43
11. HARA, Eloy P. INC	120	9.49
WRITE-IN.	1	.08
Total	1265	
Over Votes	39	
Under Votes	393	

LEGISLATIVE SUBMITTED REFERENDUM

VOTE FOR 1

YES	261	49.90
NO.	262	50.10
Total	523	
Over Votes	0	
Under Votes	43	

0047 18F DEDED0

	VOTES	PERCENT
REGISTERED VOTERS - TOTAL	950	
BALLOTS CAST - TOTAL	643	
VOTER TURNOUT - TOTAL		67.68

Governor and Lt Governor

VOTE FOR 1		
1. GUTIERREZ/GUMATAOTAO (DEM).	207	35.51
1. CALVO/TENORIO INC (REP).	373	63.98
WRITE-IN.	3	.51
Total	583	
Over Votes	49	
Under Votes	11	

Guam Legislature

VOTE FOR 15		
1. AGUON JR., Frank Blas INC (DEM)	421	5.66
2. BAZA-HILLS, Derick (DEM)	125	1.68
3. RODRIGUEZ JR., Dennis G. INC (DEM)	451	6.07
4. CRUZ JR., Rodney A. (DEM)	92	1.24
5. RESPICIO, Rory J. INC (DEM)	314	4.22
6. GUTHERTZ, Dr. Judith Paulette (DEM).	218	2.93
7. PALACIOS, Adolpho Borja (DEM).	207	2.78
8. CRISTOBAL, Hope Alvarez (DEM).	163	2.19
9. CRUZ, Benjamin J.F. INC (DEM).	269	3.62
10. SAN NICOLAS, Michael F.Q. INC (DEM)	282	3.79
11. UNDERWOOD, Nerissa Bretania (DEM)	335	4.51
12. WON PAT, Judith T. P. INC (DEM).	319	4.29
13. MUNA BARNES, Tina INC (DEM)	269	3.62
14. UNGACTA, Frank T. Jr. (DEM)	42	.56
15. ADA, Thomas C. INC (DEM)	342	4.60
1. TORRES, Mary Camacho (REP).	306	4.12
2. BLAS, Roland (REP)	162	2.18
3. DUENAS, Christopher M. INC (REP).	253	3.40
4. ADA, Tony INC (REP)	335	4.51
5. PEREZ, Valentino Gumataotao (REP)	88	1.18
6. LEON GUERRERO, Glenn A. (REP).	190	2.56
7. BLAS JR., Frank F. (REP)	284	3.82
8. MORRISON, Tommy INC (REP)	329	4.43
9. McCREADIE, Brant T. INC (REP).	282	3.79
10. ESPALDON, Jim. (REP)	380	5.11
11. YAMASHITA, PhD Aline A. INC (REP).	271	3.64
12. MENDIOLA, Adonis J.C. (REP)	230	3.09
13. TAITANO, Michelle H. (REP)	134	1.80
14. CASTRO, Wil (REP)	229	3.08
15. BENAVENTE, Felix C. (REP).	102	1.37
WRITE-IN.	11	.15
Total	7435	
Over Votes	60	
Under Votes	2150	

NV Delegate U.S. Rep.

VOTE FOR 1		
1. BORDALLO, Madeleine Z. INC (DEM).	378	60.77
1. METCALFE, Margaret G. (REP)	242	38.91
WRITE-IN.	2	.32
Total	622	
Over Votes	4	
Under Votes	17	

RETAIN TORRES

VOTE FOR 1		
YES	414	84.49
NO.	76	15.51
Total	490	
Over Votes	0	
Under Votes	153	

RETAIN BORDALLO

VOTE FOR 1		
YES	417	87.06
NO.	62	12.94
Total	479	
Over Votes	1	
Under Votes	163	

NON Attorney General

VOTE FOR 1		
1. BARRETT-ANDERSON, Elizabeth	358	59.77
2. RAPADAS, Leonard M. INC.	241	40.23
WRITE-IN.	0	
Total	599	
Over Votes	2	
Under Votes	42	

NON Guam Education Board

VOTE FOR 6		
1. ADA, Peter Alexis D. INC	369	16.37
2. SANTOS, Joseph Cruz	202	8.96
3. BENAVENTE, Lourdes M. INC	287	12.73
4. CRUZ, Dr. Jose Q. INC	282	12.51
5. AYUYU, Ronald A. INC.	123	5.46
6. SAN NICOLAS, Lourdes B.S.	256	11.36
7. TAINATONGO, Rosie Rivera	182	8.07
8. GUTIERREZ, Maria A. INC.	270	11.98
9. SAN AGUSTIN, Albert T. INC.	283	12.56
Total	2254	
Over Votes	12	
Under Votes	1592	

RUN DATE:11/25/14 12:31 AM

REPORT-EL30

PAGE 0047-02

0047 18E DEDEDG

VOTES PERCENT

NON Consolidated Commission on Utilities

VOTE FOR 3

1. SANCHEZ II, Simon A. INC	333	23.04
2. LEON GUERRERO, Andrew S.	121	8.37
3. SANTOS, Francis E.	146	10.10
4. GARRIDO, Earl J.	58	4.01
5. TUPAZ, Fred Quinene	46	3.18
6. HAGEN, William.	153	10.59
7. PALOMO, Benigno M. INC	157	10.87
8. BAMBA, Joseph G.	158	10.93
9. PAYNE, William.	53	3.67
10. SERVINO, Jose S.	101	6.99
11. HARA, Eloy P. INC	118	8.17
WRITE-IN.	1	.07
Total	1445	
Over Votes	45	
Under Votes	439	

LEGISLATIVE SUBMITTED REFERENDUM

VOTE FOR 1

YES	300	50.00
NO.	300	50.00
Total	600	
Over Votes	0	
Under Votes	43	

0048 18G DEDEDO

	VOTES	PERCENT
REGISTERED VOTERS - TOTAL	1080	
BALLOTS CAST - TOTAL	737	
VOTER TURNOUT - TOTAL		68.24

Governor and Lt Governor

VOTE FOR 1		
1. GUTIERREZ/GUMATAOTAO (DEM)	249	37.16
1. CALVO/TENORIO INC (REP)	419	62.54
WRITE-IN	2	.30
Total	670	
Over Votes	55	
Under Votes	12	

Guam Legislature

VOTE FOR 15		
1. AGUON JR., Frank Blas INC (DEM)	463	5.81
2. BAZA-HILLS, Derick (DEM)	123	1.54
3. RODRIGUEZ JR., Dennis G. INC (DEM)	527	6.61
4. CRUZ JR., Rodney A. (DEM)	113	1.42
5. RESPICID, Rory J. INC (DEM)	354	4.44
6. GUTHERTZ, Dr. Judith Paulette (DEM)	249	3.12
7. PALACIOS, Adolpho Borja (DEM)	281	3.52
8. CRISTOBAL, Hope Alvarez (DEM)	204	2.56
9. CRUZ, Benjamin J.F. INC (DEM)	292	3.66
10. SAN NICOLAS, Michael F.Q. INC (DEM)	318	3.99
11. UNDERWOOD, Nerissa Bretania (DEM)	388	4.87
12. WON PAT, Judith T. P. INC (DEM)	346	4.34
13. MUNA BARNES, Tina INC (DEM)	303	3.80
14. UNGACTA, Frank T. Jr. (DEM)	53	.66
15. ADA, Thomas C. INC (DEM)	373	4.68
1. TORRES, Mary Camacho (REP)	318	3.99
2. BLAS, Roland (REP)	153	1.92
3. DUENAS, Christopher M. INC (REP)	232	2.91
4. ADA, Tony INC (REP)	337	4.23
5. PEREZ, Valentino Gumataotao (REP)	91	1.14
6. LEON GUERRERO, Glenn A. (REP)	206	2.58
7. BLAS JR., Frank F. (REP)	248	3.11
8. MORRISON, Tommy INC (REP)	322	4.04
9. McCREADIE, Brant T. INC (REP)	249	3.12
10. ESPALDON, Jim. (REP)	447	5.61
11. YAMASHITA, PhD Aline A. INC (REP)	274	3.44
12. MENDIOLA, Adonis J.C. (REP)	241	3.02
13. TAITANO, Michelle H. (REP)	131	1.64
14. CASTRO, Wil (REP)	219	2.75
15. BENAVENTE, Felix C. (REP)	111	1.39
WRITE-IN	6	.08
Total	7972	
Over Votes	180	
Under Votes	2882	

NV Delegate U.S. Rep.

VOTE FOR 1		
1. BORDALLO, Madeleine Z. INC (DEM)	433	61.16
1. METCALFE, Margaret G. (REP)	274	38.70
WRITE-IN	1	.14
Total	708	
Over Votes	6	
Under Votes	23	

RETAIN TORRES

VOTE FOR 1		
YES	502	85.67
NO	84	14.33
Total	586	
Over Votes	0	
Under Votes	151	

RETAIN BORDALLO

VOTE FOR 1		
YES	491	87.84
NO	68	12.16
Total	559	
Over Votes	0	
Under Votes	177	

NON Attorney General

VOTE FOR 1		
1. BARRETT-ANDERSON, Elizabeth	403	59.09
2. RAPADAS, Leonard M. INC	278	40.76
WRITE-IN	1	.15
Total	682	
Over Votes	1	
Under Votes	54	

NON Guam Education Board

VOTE FOR 6		
1. ADA, Peter Alecxis D. INC	430	16.21
2. SANTOS, Joseph Cruz	218	8.22
3. BENAVENTE, Lourdes M. INC	329	12.41
4. CRUZ, Dr. Jose Q. INC	339	12.78
5. AYUYU, Ronald A. INC	146	5.51
6. SAN NICOLAS, Lourdes B.S.	337	12.71
7. TAINATONGO, Rosie Rivera	234	8.82
8. GUTIERREZ, Maria A. INC	282	10.63
9. SAN AGUSTIN, Albert T. INC	337	12.71
Total	2652	
Over Votes	12	
Under Votes	1752	

0048 18G DEDEDO

VOTES PERCENT

NON Consolidated Commission on Utilities

VOTE FOR 3

1. SANCHEZ II, Simon A. INC	358	21.41
2. LEON GUERRERO, Andrew S.	154	9.21
3. SANTOS, Francis E.	179	10.71
4. GARRIDO, Earl J.	82	4.90
5. TUPAZ, Fred Quinene	48	2.87
6. HAGEN, William.	181	10.83
7. PALOMO, Benigno M. INC	177	10.59
8. BAMBA, Joseph G.	143	8.55
9. PAYNE, William.	79	4.72
10. SERVINO, Jose S..	122	7.30
11. HARA, Eloy P. INC	148	8.85
WRITE-IN.	1	.06
Total	1672	
Over Votes	60	
Under Votes	479	

LEGISLATIVE SUBMITTED REFERENDUM

VOTE FOR 1

YES	308	45.83
NO.	364	54.17
Total	672	
Over Votes	0	
Under Votes	65	

RUN DATE:11/25/14 12:31 AM

REPORT-EL30

PAGE 0049-01

0049 18# DEDEDO

	VOTES	PERCENT
REGISTERED VOTERS - TOTAL	791	
BALLOTS CAST - TOTAL	547	
VOTER TURNOUT - TOTAL		69.15

Governor and Lt Governor

VOTE FOR 1		
1. GUTIERREZ/GUMATAOTAO (DEM)	204	39.46
1. CALVO/TENORIO INC (REP)	309	59.77
WRITE-IN	4	.77
Total	517	
Over Votes	30	
Under Votes	0	

Guam Legislature

VOTE FOR 15		
1. AGUON JR., Frank Blas INC (DEM)	361	5.64
2. BAZA-HILLS, Derick (DEM)	127	1.98
3. RODRIGUEZ JR., Dennis G. INC (DEM)	376	5.88
4. CRUZ JR., Rodney A. (DEM)	115	1.80
5. RESPICIO, Rory J. INC (DEM)	262	4.09
6. GUTHERTZ, Dr. Judith Paulette (DEM)	217	3.39
7. PALACIOS, Adolpho Borja (DEM)	219	3.42
8. CRISTOBAL, Hope Alvarez (DEM)	189	2.95
9. CRUZ, Benjamin J.F. INC (DEM)	237	3.70
10. SAN NICOLAS, Michael F.Q. INC (DEM)	265	4.14
11. UNDERWOOD, Nerissa Bretania (DEM)	309	4.83
12. WON PAT, Judith T. P. INC (DEM)	281	4.39
13. MUJNA BARNES, Tina INC (DEM)	248	3.88
14. UNGACTA, Frank T. Jr. (DEM)	67	1.05
15. ADA, Thomas C. INC (DEM)	306	4.78
1. TORRES, Mary Camacho (REP)	253	3.95
2. BLAS, Roland (REP)	120	1.88
3. DUENAS, Christopher M. INC (REP)	184	2.88
4. ADA, Tony INC (REP)	245	3.83
5. PEREZ, Valentino Gumataotao (REP)	67	1.05
6. LEON GUERRERO, Glenn A. (REP)	171	2.67
7. BLAS JR., Frank F. (REP)	213	3.33
8. MORRISON, Tommy INC (REP)	265	4.14
9. MCCREADIE, Brant T. INC (REP)	200	3.13
10. ESPALDON, Jim. (REP)	288	4.50
11. YAMASHITA, PhD Aline A. INC (REP)	222	3.47
12. MENDIOLA, Adonis J.C. (REP)	198	3.09
13. TAITANO, Michelle H. (REP)	120	1.88
14. CASTRO, Wil (REP)	171	2.67
15. BENAVENTE, Felix C. (REP)	99	1.55
WRITE-IN	5	.08
Total	6400	
Over Votes	120	
Under Votes	1665	

NV Delegate U.S. Rep.

VOTE FOR 1		
1. BORDALLO, Madeleine Z. INC (DEM)	339	64.94
1. METCALFE, Margaret G. (REP)	182	34.87
WRITE-IN	1	.19
Total	522	
Over Votes	3	
Under Votes	21	

RETAIN TORRES

VOTE FOR 1		
YES	359	82.34
NO	77	17.66
Total	436	
Over Votes	1	
Under Votes	109	

RETAIN BORDALLO

VOTE FOR 1		
YES	352	87.34
NO	51	12.66
Total	403	
Over Votes	0	
Under Votes	143	

NON Attorney General

VOTE FOR 1		
1. BARRETT-ANDERSON, Elizabeth	315	62.01
2. RAPADAS, Leonard M. INC	193	37.99
WRITE-IN	0	
Total	508	
Over Votes	0	
Under Votes	39	

NON Guam Education Board

VOTE FOR 6		
1. ADA, Peter Alexis O. INC	305	15.52
2. SANTOS, Joseph Cruz	184	9.36
3. BENAVENTE, Lourdes M. INC	265	13.49
4. CRUZ, Dr. Jose Q. INC	219	11.15
5. AYUYU, Ronald A. INC	117	5.95
6. SAN NICOLAS, Lourdes B.S.	241	12.26
7. TAINATONGO, Rosie Rivera	157	7.99
8. GUTIERREZ, Maria A. INC	236	12.01
9. SAN AGUSTIN, Albert T. INC	241	12.26
Total	1965	
Over Votes	0	
Under Votes	1307	

RUN DATE:11/25/14 12:31 AM

REPORT-EL30 PAGE 0049-02

0049-18H DEDED0

VOTES PERCENT

NON Consolidated Commission on Utilities

VOTE FOR 3

1. SANCHEZ II, Simon A. INC	265	21.44
2. LEON GUERRERO, Andrew S.	121	9.79
3. SANTOS, Francis E.	130	10.52
4. GARRIDO, Earl J.	65	5.26
5. TUPAZ, Fred Quinene	38	3.07
6. HAGEN, William.	110	8.90
7. PALOMO, Benigno M. INC	123	9.95
8. BAMBA, Joseph G.	147	11.89
9. PAYNE, William.	51	4.13
10. SERVINO, Jose S.	83	6.72
11. HARA, Eloy P. INC	103	8.33
WRITE-IN.	0	
Total	1236	
Over Votes	37	
Under Votes	364	

LEGISLATIVE SUBMITTED REFERENDUM

VOTE FOR 1

YES	264	53.12
NO.	233	46.88
Total	497	
Over Votes	0	
Under Votes	50	

0050-181 DEDED0

	VOTES	PERCENT
REGISTERED VOTERS - TOTAL	922	
BALLOTS CAST - TOTAL	619	
VOTER TURNOUT - TOTAL		67.14

Governor and Lt Governor

VOTE FOR 1		
1. GUTIERREZ/GUMATAOTAO (DEM)	203	35.49
1. CALVO/TENORIO INC (REP)	368	64.34
WRITE-IN	1	.17
Total	572	
Over Votes	38	
Under Votes	9	

Guam Legislature

VOTE FOR 15		
1. AGUON JR., Frank Bias INC (DEM)	399	5.63
2. BAZA-HILLS, Derick (DEM)	118	1.66
3. RODRIGUEZ JR., Dennis G. INC (DEM)	471	6.64
4. CRUZ JR., Rodney A. (DEM)	100	1.41
5. RESPICIO, Rory J. INC (DEM)	288	4.06
6. GUTHERTZ, Dr. Judith Paulette (DEM)	202	2.85
7. PALACIOS, Adolpho Borja (DEM)	228	3.21
8. CRISTOBAL, Hope Alvarez (DEM)	186	2.62
9. CRUZ, Benjamin J.F. INC (DEM)	236	3.33
10. SAN NICOLAS, Michael F.Q. INC (DEM)	285	4.02
11. UNDERWOOD, Nerissa Bretania (DEM)	363	5.12
12. WON PAT, Judith T. P. INC (DEM)	289	4.08
13. MUNA BARNES, Tina INC (DEM)	265	3.74
14. UNGACTA, Frank T. Jr. (DEM)	50	.71
15. ADA, Thomas C. INC (DEM)	321	4.53
1. TORRES, Mary Camacho (REP)	286	4.03
2. BLAS, Roland (REP)	135	1.90
3. DUENAS, Christopher M. INC (REP)	212	2.99
4. ADA, Tony INC (REP)	301	4.24
5. PEREZ, Valentino Gumataotao (REP)	80	1.13
6. LEON GUERRERO, Glenn A. (REP)	194	2.74
7. BLAS JR., Frank F. (REP)	242	3.41
8. MORRISON, Tommy INC (REP)	305	4.30
9. McCREADIE, Brant T. INC (REP)	248	3.50
10. ESPALDON, Jim. (REP)	397	5.60
11. YAMASHITA, PhD Aline A. INC (REP)	257	3.62
12. MENDIOLA, Adonis J.C. (REP)	225	3.17
13. TAITANO, Michelle H. (REP)	113	1.59
14. CASTRO, Wil (REP)	193	2.72
15. BENAVENTE, Felix C. (REP)	102	1.44
WRITE-IN	1	.01
Total	7092	
Over Votes	75	
Under Votes	2114	

NV Delegate U.S. Rep.

VOTE FOR 1		
1. BORDALLO, Madeleine Z. INC (DEM)	397	66.06
1. METCALFE, Margaret G. (REP)	203	33.78
WRITE-IN	1	.17
Total	601	
Over Votes	1	
Under Votes	17	

RETAIN TORRES

VOTE FOR 1		
YES	399	85.81
NO	66	14.19
Total	465	
Over Votes	1	
Under Votes	153	

RETAIN BORDALLO

VOTE FOR 1		
YES	398	87.86
NO	55	12.14
Total	453	
Over Votes	0	
Under Votes	166	

NON Attorney General

VOTE FOR 1		
1. BARRETT-ANDERSON, Elizabeth	321	54.97
2. RAPADAS, Leonard M. INC	263	45.03
WRITE-IN	0	
Total	584	
Over Votes	1	
Under Votes	34	

NON Guam Education Board

VOTE FOR 6		
1. ADA, Peter Alecxis D. INC	373	16.71
2. SANTOS, Joseph Cruz	196	8.78
3. BENAVENTE, Lourdes M. INC	283	12.68
4. CRUZ, Dr. Jose Q. INC	276	12.37
5. AYUYU, Ronald A. INC	118	5.29
6. SAN NICOLAS, Lourdes B.S.	264	11.83
7. TAINATONGO, Rosie Rivera	177	7.93
8. GUTIERREZ, Maria A. INC	271	12.14
9. SAN AGUSTIN, Albert T. INC	274	12.28
Total	2232	
Over Votes	6	
Under Votes	1476	

RUN DATE:11/25/14 12:31 AM

REPORT-EL30

PAGE 0050-02

0050-18I DEBEDO

VOTES PERCENT

NON Consolidated Commission on Utilities

VOTE FOR 3

1. SANCHEZ II, Simon A. INC	322	23.00
2. LEON GUERRERO, Andrew S.	100	7.14
3. SANTOS, Francis E.	142	10.14
4. GARRIDO, Earl J.	55	3.93
5. TUPAZ, Fred Quinene	41	2.93
6. HAGEN, William.	142	10.14
7. PALOMO, Benigno M. INC	135	9.64
8. BAMBA, Joseph G.	153	10.93
9. PAYNE, William.	69	4.93
10. SERVINO, Jose S..	118	8.43
11. HARA, Eloy P. INC	122	8.71
WRITE-IN.	1	.07
Total	1400	
Over Votes	51	
Under Votes	406	

LEGISLATIVE SUBMITTED REFERENDUM

VOTE FOR 1

YES	262	45.64
NO.	312	54.36
Total	574	
Over Votes	0	
Under Votes	45	

0051 18J DEDED0

	VOTES	PERCENT
REGISTERED VOTERS - TOTAL	793	
BALLOTS CAST - TOTAL	556	
VOTER TURNOUT - TOTAL		70.11

Governor and Lt Governor

VOTE FOR 1		
1. GUTIERREZ/GUMATAOTAO (DEM).	193	37.04
1. CALVO/TENORIO INC (REP).	327	62.76
WRITE-IN.	1	.19
Total	521	
Over Votes	29	
Under Votes	6	

Guam Legislature

VOTE FOR 15		
1. AGUON JR., Frank Blas INC (DEM)	338	5.53
2. BAZA-HILLS, Derick (DEM)	115	1.88
3. RODRIGUEZ JR., Dennis G. INC (DEM)	403	6.60
4. CRUZ JR., Rodney A. (DEM)	100	1.64
5. RESPICIO, Rory J. INC (DEM)	251	4.11
6. GUTHERTZ, Dr. Judith Paulette (DEM).	185	3.03
7. PALACIOS, Adolpho Borja (DEM).	194	3.18
8. CRISTOBAL, Hope Alvarez (DEM).	151	2.47
9. CRUZ, Benjamin J.F. INC (DEM).	225	3.68
10. SAN NICOLAS, Michael F.Q. INC (DEM)	247	4.04
11. UNDERWOOD, Nerissa Bretania (DEM)	282	4.62
12. WON PAT, Judith T. P. INC (DEM).	251	4.11
13. MUNA BARNES, Tina INC (DEM)	239	3.91
14. UNGACTA, Frank T. Jr. (DEM)	55	.90
15. ADA, Thomas C. INC (DEM)	294	4.81
1. TORRES, Mary Camacho (REP).	235	3.85
2. BLAS, Roland (REP)	101	1.65
3. DUENAS, Christopher M. INC (REP).	186	3.05
4. ADA, Tony INC (REP)	266	4.35
5. PEREZ, Valentino Gumataotao (REP)	69	1.13
6. LEON GUERRERO, Glenn A. (REP).	150	2.46
7. BLAS JR., Frank F. (REP)	224	3.67
8. MORRISON, Tommy INC (REP)	265	4.34
9. McCREADIE, Brant T. INC (REP).	202	3.31
10. ESPALDON, Jim. (REP)	299	4.90
11. YAMASHITA, PhD Aline A. INC (REP).	231	3.78
12. MENDIDLA, Adonis J.C. (REP)	154	2.52
13. TAITANO, Michelle H. (REP)	104	1.70
14. CASTRO, Wil (REP)	190	3.11
15. BENAVENTE, Felix C. (REP).	98	1.60
WRITE-IN.	4	.07
Total	6108	
Over Votes	105	
Under Votes	2127	

NV Delegate U.S. Rep.

VOTE FOR 1		
1. BORDALLO, Madeleine Z. INC (DEM).	329	61.04
1. METCALFE, Margaret G. (REP)	208	38.59
WRITE-IN.	2	.37
Total	539	
Over Votes	3	
Under Votes	14	

RETAIN TORRES

VOTE FOR 1		
YES	352	81.11
NO.	82	18.89
Total	434	
Over Votes	0	
Under Votes	122	

RETAIN BORDALLO

VOTE FOR 1		
YES	355	84.73
NO.	64	15.27
Total	419	
Over Votes	0	
Under Votes	137	

NON Attorney General

VOTE FOR 1		
1. BARRETT-ANDERSON, Elizabeth	305	60.16
2. RAPADAS, Leonard M. INC.	201	39.64
WRITE-IN.	1	.20
Total	507	
Over Votes	1	
Under Votes	48	

NON Guam Education Board

VOTE FOR 6		
1. ADA, Peter Alexxis D. INC	307	16.12
2. SANTOS, Joseph Cruz	157	8.24
3. BENAVENTE, Lourdes M. INC	231	12.13
4. CRUZ, Dr. Jose Q. INC	237	12.44
5. AYUYU, Ronald A. INC.	121	6.35
6. SAN NICOLAS, Lourdes B.S.	223	11.71
7. TAINATONGO, Rosie Rivera	165	8.66
8. GUTIERREZ, Maria A. INC.	219	11.50
9. SAN AGUSTIN, Albert T. INC.	245	12.86
Total	1905	
Over Votes	12	
Under Votes	1419	

RUN DATE:11/25/14 12:31 AM

REPORT-EL30 PAGE 0051-02

0051 18J DEDED0

VOTES PERCENT

NON Consolidated Commission on Utilities

VOTE FOR 3

1. SANCHEZ II, Simon A. INC	268	21.75
2. LEON GUERRERO, Andrew S.	99	8.04
3. SANTOS, Francis E.	136	11.04
4. GARRIDO, Earl J.	70	5.68
5. TUPAZ, Fred Quinene	47	3.81
6. HAGEN, William.	127	10.31
7. PALOMO, Benigno M. INC	111	9.01
8. BAMBA, Joseph G.	139	11.28
9. PAYNE, William.	55	4.46
10. SERVINO, Jose S..	77	6.25
11. HARA, Eloy P. INC	101	8.20
WRITE-IN.	2	.16
Total	1232	
Over Votes	30	
Under Votes	406	

LEGISLATIVE SUBMITTED REFERENDUM

VOTE FOR 1

YES	274	53.10
NO.	242	46.90
Total	516	
Over Votes	0	
Under Votes	40	

0052-18K-DEDED0

	VOTES	PERCENT
REGISTERED VOTERS - TOTAL	1126	
BALLOTS CAST - TOTAL	746	
VOTER TURNOUT - TOTAL		66.25

Governor and Lt Governor

VOTE FOR 1		
1. GUTIERREZ/GUMATAOTAO (DEM)	263	37.57
1. CALVO/TENORIO INC (REP)	435	62.14
WRITE-IN	2	.29
Total	700	
Over Votes	35	
Under Votes	11	

Guam Legislature

VOTE FOR 15		
1. AGUON JR., Frank Blas INC (DEM)	485	5.82
2. BAZA-HILLS, Derick (DEM)	150	1.80
3. RODRIGUEZ JR., Dennis G. INC (DEM)	528	6.34
4. CRUZ JR., Rodney A. (DEM)	139	1.67
5. RESPICIO, Rory J. INC (DEM)	345	4.14
6. GUTHERTZ, Dr. Judith Paulette (DEM)	255	3.06
7. PALACIOS, Adolpho Borja (DEM)	257	3.09
8. CRISTOBAL, Hope Alvarez (DEM)	207	2.49
9. CRUZ, Benjamin J.F. INC (OEM)	301	3.61
10. SAN NICOLAS, Michael F.Q. INC (OEM)	337	4.05
11. UNDERWOOD, Nerissa Bretania (DEM)	357	4.29
12. WON PAT, Judith T. P. INC (DEM)	348	4.18
13. MUNA BARNES, Tina INC (DEM)	328	3.94
14. UNGACTA, Frank T. Jr. (DEM)	56	.67
15. ADA, Thomas C. INC (DEM)	381	4.57
1. TORRES, Mary Camacho (REP)	331	3.97
2. BLAS, Roland (REP)	160	1.92
3. DUENAS, Christopher M. INC (REP)	278	3.34
4. ADA, Tony INC (REP)	356	4.27
5. PEREZ, Valentino Gumataotao (REP)	98	1.18
6. LEON GUERRERO, Glenn A. (REP)	224	2.69
7. BLAS JR., Frank F. (REP)	312	3.75
8. MORRISON, Tommy INC (REP)	351	4.21
9. McCREADIE, Brant T. INC (REP)	292	3.51
10. ESPALDON, Jim. (REP)	409	4.91
11. YAMASHITA, PhD Aline A. INC (REP)	294	3.53
12. MENDIOLA, Adonis J.C. (REP)	245	2.94
13. TAITANO, Michelle H. (REP)	153	1.84
14. CASTRO, Wil (REP)	243	2.92
15. BENAVENTE, Felix C. (REP)	101	1.21
WRITE-IN	7	.08
Total	8328	
Over Votes	180	
Under Votes	2654	

NV Delegate U.S. Rep.

VOTE FOR 1		
1. BORDALLO, Madeleine Z. INC (DEM)	449	62.36
1. METCALFE, Margaret G. (REP)	271	37.64
WRITE-IN	0	
Total	720	
Over Votes	9	
Under Votes	17	

RETAIN TORRES

VOTE FOR 1		
YES	509	85.98
NO	83	14.02
Total	592	
Over Votes	0	
Under Votes	154	

RETAIN BORDALLO

VOTE FOR 1		
YES	506	87.85
NO	70	12.15
Total	576	
Over Votes	0	
Under Votes	169	

NON Attorney General

VOTE FOR 1		
1. BARRETT-ANDERSON, Elizabeth	419	60.03
2. RAPADAS, Leonard M. INC	279	39.97
WRITE-IN	0	
Total	698	
Over Votes	1	
Under Votes	47	

NON Guam Education Board

VOTE FOR 6		
1. ADA, Peter Alexis D. INC	426	15.82
2. SANTOS, Joseph Cruz	249	9.25
3. BENAVENTE, Lourdes M. INC	335	12.44
4. CRUZ, Or. Jose Q. INC	325	12.07
5. AYUYU, Ronald A. INC	185	6.87
6. SAN NICOLAS, Lourdes B.S.	320	11.89
7. TAINATONGO, Rosie Rivera	230	8.54
8. GUTIERREZ, Maria A. INC	300	11.14
9. SAN AGUSTIN, Albert T. INC	322	11.96
Total	2692	
Over Votes	36	
Under Votes	1739	

RUN DATE:11/25/14 12:31 AM

REPORT-EL30

PAGE 0052-02

0052-18K-DEDED0

VOTES PERCENT

NON Consolidated Commission on Utilities

VOTE FOR 3

1. SANCHEZ II, Simon A. INC	388	22.72
2. LEON GUERRERO, Andrew S.	135	7.90
3. SANTOS, Francis E.	223	13.06
4. GARRIDO, Earl J.	87	5.09
5. TUPAZ, Fred Quinene	43	2.52
6. HAGEN, William.	170	9.95
7. PALOMO, Benigno M. INC	172	10.07
8. BAMBA, Joseph G.	176	10.30
9. PAYNE, William.	68	3.98
10. SERVINO, Jose S.	119	6.97
11. HARA, Eloy P. INC	127	7.44
WRITE-IN.	0	
Total	1708	
Over Votes	39	
Under Votes	486	

LEGISLATIVE SUBMITTED REFERENDUM

VOTE FOR 1

YES	365	52.98
NO.	324	47.02
Total	689	
Over Votes	0	
Under Votes	57	

RUN DATE:11/25/14 12:31 AM

REPORT-EL30

PAGE 0053-01

0053 18L DEDED0

	VOTES	PERCENT
REGISTERED VOTERS - TOTAL	1195	
BALLOTS CAST - TOTAL	776	
VOTER TURNOUT - TOTAL		64.94

Governor and Lt Governor

VOTE FOR 1		
1. GUTIERREZ/GUMATAOTAO (DEM).	264	36.92
1. CALVO/TENORIO INC (REP).	451	63.08
WRITE-IN.	0	
Total	715	
Over Votes	50	
Under Votes	11	

Guam Legislature

VOTE FOR 15		
1. AGUON JR., Frank Blas INC (DEM)	477	5.37
2. BAZA-HILLS, Derick (DEM)	163	1.83
3. RODRIGUEZ JR., Dennis G. INC (DEM)	541	6.09
4. CRUZ JR., Rodney A. (DEM)	128	1.44
5. RESPICIO, Rory J. INC (DEM)	353	3.97
6. GUTHERTZ, Dr. Judith Paulette (DEM).	256	2.88
7. PALACIOS, Adolfo Borja (DEM).	282	3.17
8. CRISTOBAL, Hope Alvarez (DEM).	224	2.52
9. CRUZ, Benjamin J.F. INC (DEM).	309	3.48
10. SAN NICOLAS, Michael F.Q. INC (DEM)	327	3.68
11. UNDERWOOD, Nerissa Bretania (DEM)	411	4.63
12. WON PAT, Judith T. P. INC (DEM).	361	4.06
13. MUNA BARNES, Tina INC (DEM)	313	3.52
14. UNGACTA, Frank T. Jr. (DEM)	61	.69
15. ADA, Thomas C. INC (DEM)	375	4.22
1. TORRES, Mary Camacho (REP).	384	4.32
2. BLAS, Roland (REP)	179	2.01
3. DUENAS, Christopher M. INC (REP).	309	3.48
4. ADA, Tony INC (REP)	391	4.40
5. PEREZ, Valentino Gumataotao (REP)	114	1.28
6. LEON GUERRERO, Glenn A. (REP).	261	2.94
7. BLAS JR., Frank F. (REP)	315	3.55
8. MORRISON, Tommy INC (REP)	344	3.87
9. MCCREADIE, Brant T. INC (REP).	320	3.60
10. ESPALDON, Jim. (REP)	479	5.39
11. YAMASHITA, PhD Aline A. INC (REP).	325	3.66
12. MENDIOLA, Adonis J.C. (REP)	261	2.94
13. TAITANO, Michelle H. (REP)	189	2.13
14. CASTRO, Wil (REP)	278	3.13
15. BENAVENTE, Felix C. (REP).	140	1.58
WRITE-IN.	14	.16
Total	8884	
Over Votes	135	
Under Votes	2607	

NV Delegate U.S. Rep.

VOTE FOR 1		
1. BORDALLO, Madeleine Z. INC (DEM).	451	61.78
1. METCALFE, Margaret G. (REP)	278	38.08
WRITE-IN.	1	.14
Total	730	
Over Votes	7	
Under Votes	39	

RETAIN TORRES

VOTE FOR 1		
YES	482	83.25
NO.	97	16.75
Total	579	
Over Votes	0	
Under Votes	196	

RETAIN BORDALLO

VOTE FOR 1		
YES	501	87.13
ND.	74	12.87
Total	575	
Over Votes	0	
Under Votes	200	

NON Attorney General

VOTE FOR 1		
1. BARRETT-ANDERSON, Elizabeth	443	62.22
2. RAPADAS, Leonard M. INC.	269	37.78
WRITE-IN.	0	
Total	712	
Over Votes	2	
Under Votes	61	

NDN Guam Education Board

VOTE FOR 6		
1. ADA, Peter Atecxis D. INC	447	16.18
2. SANTOS, Joseph Cruz	236	8.54
3. BENAVENTE, Lourdes M. INC	352	12.74
4. CRUZ, Dr. Jose Q. INC	344	12.45
5. AYUYU, Ronald A. INC.	196	7.09
6. SAN NICOLAS, Lourdes B.S.	319	11.55
7. TAINATONGO, Rosie Rivera	232	8.40
8. GUTIERREZ, Maria A. INC.	295	10.58
9. SAN AGUSTIN, Albert T. INC.	342	12.38
Total	2763	
Over Votes	12	
Under Votes	1870	

RUN DATE:11/25/14 12:31 AM

REPORT-EL30 PAGE 0053-02

0053 181 DEDED0

VOTES PERCENT

NON Consolidated Commission on Utilities

VOTE FOR 3

1. SANCHEZ II, Simon A. INC	391	21.83
2. LEON GUERRERO, Andrew S.	139	7.76
3. SANTOS, Francis E.	181	10.11
4. GARRIDO, Earl J.	97	5.42
5. TUPAZ, Fred Quinene	46	2.57
6. HAGEN, William.	188	10.50
7. PALOMO, Benigno M. INC	187	10.44
8. BAMBA, Joseph G.	180	10.05
9. PAYNE, William.	79	4.41
10. SERVINO, Jose S.	152	8.49
11. HARA, Eloy P. INC	150	8.38
WRITE-IN.	1	.06
Total	1791	
Over Votes	21	
Under Votes	511	

LEGISLATIVE SUBMITTED REFERENDUM

VOTE FOR 1

YES	355	51.75
NO.	331	48.25
Total	686	
Over Votes	1	
Under Votes	88	



GUAM ELECTION COMMISSION
Kumision Ileksion Guåhan



Your **VO**TE is your voice. ✓ **BO**TA ya un ma kuenta.

**CERTIFICATION OF VOTES FOR THE
 2014 GENERAL ELECTION**

YIGO


GOVERNOR / LT. GOVERNOR	<u>3607</u>
NON-VOTING DELEGATE TO THE U.S. HOUSE OF REPRESENTATIVES LEGISLATURE	<u>3607</u> <u>3607</u>
JUDICIAL RETENTION QUESTIONS	<u>3607</u>
ATTORNEY GENERAL	<u>3607</u>
GUAM EDUCATION BOARD	<u>3607</u>
CONSOLIDATED COMMISSION ON UTILITIES	<u>3607</u>
LEGISLATIVE-SUBMITTED REFERENDUM	<u>3607</u>

CERTIFIED BY:

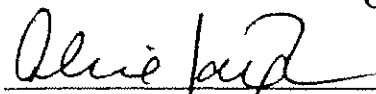
GUAM ELECTION COMMISSION BOARD OF DIRECTORS

NOV 22 2014


DATE CERTIFIED




Joseph F. Mesa Date
 Chairman




Alice M. Taijeron 12/1/2014 Date
 Vice-Chairperson



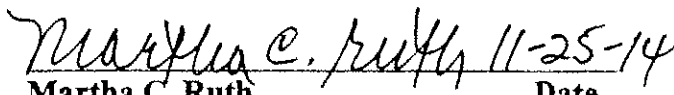
Dot H. Chargañaf Date
 Member




G. Patrick Civile 11/25/14 Date
 Member



Joseph P. Mafnas 16 DEC 14 Date
 Member



Martha C. Ruth 11-25-14 Date
 Member



Johnny P. Taitano 22 NOV 14 Date
 Member

0054 19 YIGO

	VOTES	PERCENT
REGISTERED VOTERS - TDAL	1087	
BALLOTS CAST - TOTAL	744	
VOTER TURNOUT - TOTAL		68.45

Governor and Lt Governor

VOTE FOR 1		
1. GUTIERREZ/GUMATAOTAO (DEM)	255	37.50
1. CALVO/TENORIO INC (REP)	424	62.35
WRITE-IN	1	.15
Total	680	
Over Votes	50	
Under Votes	14	

Guam Legislature

VOTE FOR 15		
1. AGUON JR., Frank Blas INC (DEM)	474	5.46
2. BAZA-HILLS, Derick (DEM)	164	1.89
3. RODRIGUEZ JR., Dennis G. INC (DEM)	539	6.20
4. CRUZ JR., Rodney A. (DEM)	136	1.57
5. RESPICIO, Rory J. INC (DEM)	335	3.86
6. GUTHERTZ, Dr. Judith Paulette (DEM)	280	3.22
7. PALACIOS, Adolpho Borja (DEM)	258	2.97
8. CRISTOBAL, Hope Alvarez (DEM)	212	2.44
9. CRUZ, Benjamin J.F. INC (DEM)	298	3.43
10. SAN NICOLAS, Michael F.Q. INC (DEM)	325	3.74
11. UNDERWOOD, Nerissa Bretania (DEM)	406	4.67
12. WON PAT, Judith T. P. INC (DEM)	351	4.04
13. MUNA BARNES, Tina INC (DEM)	321	3.69
14. UNGACTA, Frank T. Jr. (DEM)	60	.69
15. ADA, Thomas C. INC (DEM)	392	4.51
1. TORRES, Mary Camacho (REP)	354	4.07
2. BLAS, Roland (REP)	200	2.30
3. DUENAS, Christopher M. INC (REP)	280	3.22
4. ADA, Tony INC (REP)	388	4.47
5. PEREZ, Valentino Gumataotao (REP)	109	1.25
6. LEON GUERRERO, Glenn A. (REP)	246	2.83
7. BLAS JR., Frank F. (REP)	301	3.46
8. MORRISON, Tommy INC (REP)	359	4.13
9. McCREADIE, Brant T. INC (REP)	293	3.37
10. ESPALDON, Jim. (REP)	432	4.97
11. YAMASHITA, PhD Aline A. INC (REP)	320	3.68
12. MENDIOLA, Adonis J.C. (REP)	246	2.83
13. TAITANO, Michelle H. (REP)	198	2.28
14. CASTRO, Wil (REP)	271	3.12
15. BENAVENTE, Felix C. (REP)	137	1.58
WRITE-IN	3	.03
Total	8688	
Over Votes	120	
Under Votes	2348	

NV Delegate U.S. Rep.

VOTE FOR 1		
1. BORDALLO, Madeleine Z. INC (DEM)	454	62.88
1. METCALFE, Margaret G. (REP)	267	36.98
WRITE-IN	1	.14
Total	722	
Over Votes	5	
Under Votes	17	

RETAIN TORRES

VOTE FOR 1		
YES	482	82.68
NO	101	17.32
Total	583	
Over Votes	1	
Under Votes	159	

RETAIN BORDALLO

VOTE FOR 1		
YES	460	85.19
NO	80	14.81
Total	540	
Over Votes	0	
Under Votes	203	

NON Attorney General

VOTE FOR 1		
1. BARRETT-ANDERSON, Elizabeth	455	65.94
2. RAPADAS, Leonard M. INC.	235	34.06
WRITE-IN	0	
Total	690	
Over Votes	2	
Under Votes	51	

NON Guam Education Board

VOTE FOR 6		
1. ADA, Peter Alecxis D. INC	421	15.88
2. SANTOS, Joseph Cruz	240	9.05
3. BENAVENTE, Lourdes M. INC	337	12.71
4. CRUZ, Dr. Jose Q. INC	304	11.47
5. AYUYU, Ronald A. INC.	160	6.04
6. SAN NICOLAS, Lourdes B.S.	345	13.01
7. TAINATONGO, Rosie Rivera	212	8.00
8. GUTIERREZ, Maria A. INC.	326	12.30
9. SAN AGUSTIN, Albert T. INC.	306	11.54
Total	2651	
Over Votes	30	
Under Votes	1777	

RUN DATE:11/25/14 12:31 AM

REPORT-EL30 PAGE 0054-02

0054 19 YIGO

VOTES PERCENT

NON Consolidated Commission on Utilities

VOTE FOR 3

1. SANCHEZ II, Simon A. INC	380	22.99
2. LEON GUERRERO, Andrew S.	143	8.65
3. SANTOS, Francis E.	191	11.55
4. GARRIDO, Earl J.	90	5.44
5. TUPAZ, Fred Quinene	52	3.15
6. HAGEN, William.	163	9.86
7. PALOMO, Benigno M. INC	173	10.47
8. BAMBA, Joseph G.	147	8.89
9. PAYNE, William.	88	5.32
10. SERVINO, Jose S.	98	5.93
11. HARA, Eloy P. INC	128	7.74
WRITE-IN.	0	
Total	1653	
Over Votes	60	
Under Votes	517	

LEGISLATIVE SUBMITTED REFERENDUM

VOTE FOR 1

YES	343	49.85
NO.	345	50.15
Total	688	
Over Votes	0	
Under Votes	56	

0055 19A YIGO

	VOTES	PERCENT
REGISTERED VOTERS - TOTAL	1049	
BALLOTS CAST - TOTAL	690	
VOTER TURNOUT - TOTAL		65.78

Governor and Lt Governor

VOTE FOR 1		
1. GUTIERREZ/GUMATAOTAO (DEM)	236	36.25
1. CALVO/TENORIO INC (REP)	409	62.83
WRITE-IN	6	.92
Total	651	
Over Votes	29	
Under Votes	10	

Guam Legislature

VOTE FOR 15		
1. AGUON JR., Frank Blas INC (DEM)	462	5.85
2. BAZA-HILLS, Derick (DEM)	145	1.84
3. RODRIGUEZ JR., Dennis G. INC (DEM)	505	6.40
4. CRUZ JR., Rodney A. (DEM)	125	1.58
5. RESPICIO, Rory J. INC (DEM)	315	3.99
6. GUTHERTZ, Dr. Judith Paulette (DEM)	230	2.91
7. PALACIOS, Adolpho Borja (DEM)	249	3.15
8. CRISTOBAL, Hope Alvarez (DEM)	194	2.46
9. CRUZ, Benjamin J.F. INC (DEM)	283	3.58
10. SAN NICOLAS, Michael F.Q. INC (DEM)	318	4.03
11. UNDERWOOD, Nerissa Bretania (DEM)	355	4.50
12. WON PAT, Judith T. P. INC (DEM)	304	3.85
13. MUNA BARNES, Tina INC (DEM)	294	3.72
14. UNGACTA, Frank T. Jr. (DEM)	53	.67
15. ADA, Thomas C. INC (DEM)	369	4.67
1. TORRES, Mary Camacho (REP)	327	4.14
2. BLAS, Roland (REP)	174	2.20
3. DUENAS, Christopher M. INC (REP)	239	3.03
4. ADA, Tony INC (REP)	334	4.23
5. PEREZ, Valentino Gumataotao (REP)	88	1.11
6. LEON GUERRERO, Glenn A. (REP)	219	2.77
7. BLAS JR., Frank F. (REP)	257	3.26
8. MORRISON, Tommy INC (REP)	323	4.09
9. MCCREADIE, Brant T. INC (REP)	285	3.61
10. ESPALDON, Jim. (REP)	390	4.94
11. YAMASHITA, PhD Aline A. INC (REP)	280	3.55
12. MENDIOLA, Adonis J.C. (REP)	235	2.98
13. TAITANO, Michelle H. (REP)	179	2.27
14. CASTRO, Wil (REP)	251	3.18
15. BENAVENTE, Felix C. (REP)	109	1.38
WRITE-IN	4	.05
Total	7895	
Over Votes	120	
Under Votes	2335	

NV Delegate U.S. Rep.

VOTE FOR 1		
1. BORDALLO, Madeleine Z. INC (DEM)	413	62.29
1. METCALFE, Margaret G. (REP)	247	37.25
WRITE-IN	3	.45
Total	663	
Over Votes	3	
Under Votes	24	

RETAIN TORRES

VOTE FOR 1		
YES	444	83.15
NO	90	16.85
Total	534	
Over Votes	1	
Under Votes	155	

RETAIN BORDALLO

VOTE FOR 1		
YES	447	86.63
NO	69	13.37
Total	516	
Over Votes	1	
Under Votes	173	

NON Attorney General

VOTE FOR 1		
1. BARRETT-ANDERSON, Elizabeth	413	65.87
2. RAPADAS, Leonard M. INC	214	34.13
WRITE-IN	0	
Total	627	
Over Votes	4	
Under Votes	59	

NON Guam Education Board

VOTE FOR 6		
1. ADA, Peter Alexis D. INC	352	14.80
2. SANTOS, Joseph Cruz	228	9.59
3. BENAVENTE, Lourdes M. INC	303	12.74
4. CRUZ, Dr. Jose Q. INC	303	12.74
5. AYUYU, Ronald A. INC	133	5.59
6. SAN NICOLAS, Lourdes B.S.	331	13.92
7. TAINATONGO, Rosie Rivera	186	7.82
8. GUTIERREZ, Maria A. INC	282	11.86
9. SAN AGUSTIN, Albert T. INC	260	10.93
Total	2378	
Over Votes	24	
Under Votes	1738	

RUN DATE:11/25/14 12:31 AM

REPORT-EL30

PAGE 0055-02

0055 19A YIG0

VOTES PERCENT

NON Consolidated Commission on Utilities

VOTE FOR 3

1. SANCHEZ II, Simon A. INC	373	24.80
2. LEON GUERRERO, Andrew S.	135	8.98
3. SANTOS, Francis E.	153	10.17
4. GARRIDO, Earl J.	81	5.39
5. TUPAZ, Fred Quinene	63	4.19
6. HAGEN, William.	140	9.31
7. PALOMO, Benigno M. INC	120	7.98
8. BAMBA, Joseph G.	146	9.71
9. PAYNE, William.	67	4.45
10. SERVINO, Jose S.	108	7.18
11. HARA, Eloy P. INC	118	7.85
WRITE-IN.	0	
Total	1504	
Over Votes	78	
Under Votes	488	

LEGISLATIVE SUBMITTED REFERENDUM

VOTE FOR 1

YES	307	49.04
NO.	319	50.96
Total	626	
Over Votes	0	
Under Votes	64	

0056 19B YIGO

	VOTES	PERCENT
REGISTERED VOTERS - TOTAL	1096	
BALLOTS CAST - TOTAL	709	
VOTER TURNOUT - TOTAL		64.69

Governor and Lt Governor

VOTE FOR 1		
1. GUTIERREZ/GUMATAOTAO (DEM)	218	33.03
1. CALVO/TENORIO INC (REP)	439	66.52
WRITE-IN	3	.45
Total	660	
Over Votes	45	
Under Votes	4	

Guam Legislature

VOTE FOR 15		
1. AGUON JR., Frank Blas INC (DEM)	451	5.44
2. BAZA-HILLS, Derick (DEM)	136	1.64
3. RODRIGUEZ JR., Dennis G. INC (DEM)	498	6.01
4. CRUZ JR., Rodney A. (DEM)	128	1.55
5. RESPICID, Rory J. INC (DEM)	315	3.80
6. GUTHERTZ, Dr. Judith Paulette (DEM)	237	2.86
7. PALACIOS, Adolpho Borja (DEM)	230	2.78
8. CRISTOBAL, Hope Alvarez (DEM)	194	2.34
9. CRUZ, Benjamin J.F. INC (DEM)	278	3.36
10. SAN NICOLAS, Michael F.Q. INC (DEM)	341	4.12
11. UNDERWOOD, Nerissa Bretania (DEM)	354	4.27
12. WON PAT, Judith T. P. INC (DEM)	333	4.02
13. MUNA BARNES, Tina INC (DEM)	298	3.60
14. UNGACTA, Frank T. Jr. (DEM)	59	.71
15. ADA, Thomas C. INC (DEM)	351	4.24
1. TORRES, Mary Camacho (REP)	315	3.80
2. BLAS, Roland (REP)	196	2.37
3. DUENAS, Christopher M. INC (REP)	300	3.62
4. ADA, Tony INC (REP)	375	4.53
5. PEREZ, Valentino Gumataotao (REP)	106	1.28
6. LEON GUERRERO, Glenn A. (REP)	236	2.85
7. BLAS JR., Frank F. (REP)	314	3.79
8. MORRISON, Tommy INC (REP)	374	4.51
9. McCREADIE, Brant T. INC (REP)	299	3.61
10. ESPALDON, Jim. (REP)	410	4.95
11. YAMASHITA, PhD Aline A. INC (REP)	315	3.80
12. MENDIOLA, Adonis J.C. (REP)	259	3.13
13. TAITANO, Michelle H. (REP)	190	2.29
14. CASTRO, Wil (REP)	250	3.02
15. BENAVENTE, Felix C. (REP)	138	1.67
WRITE-IN	4	.05
Total	8284	
Over Votes	105	
Under Votes	2224	

NV Delegate U.S. Rep.

VOTE FOR 1		
1. BORDALLO, Madeleine Z. INC (DEM)	392	57.56
1. METCALFE, Margaret G. (REP)	287	42.14
WRITE-IN	2	.29
Total	681	
Over Votes	7	
Under Votes	21	

RETAIN TORRES

VOTE FOR 1		
YES	477	81.96
NO	105	18.04
Total	582	
Over Votes	0	
Under Votes	126	

RETAIN BORDALLO

VOTE FOR 1		
YES	462	85.24
NO	80	14.76
Total	542	
Over Votes	0	
Under Votes	166	

NON Attorney General

VOTE FOR 1		
1. BARRETT-ANDERSON, Elizabeth	428	64.07
2. RAPADAS, Leonard M. INC.	239	35.78
WRITE-IN	1	.15
Total	668	
Over Votes	2	
Under Votes	38	

NON Guam Education Board

VOTE FOR 6		
1. ADA, Peter Alexxis D. INC	420	15.96
2. SANTOS, Joseph Cruz	222	8.43
3. BENAVENTE, Lourdes M. INC	341	12.96
4. CRUZ, Dr. Jose Q. INC	319	12.12
5. AYUYU, Ronald A. INC.	165	6.27
6. SAN NICOLAS, Lourdes B.S.	353	13.41
7. TAINATONGO, Rosie Rivera	200	7.60
8. GUTIERREZ, Maria A. INC.	304	11.55
9. SAN AGUSTIN, Albert T. INC.	308	11.70
Total	2632	
Over Votes	12	
Under Votes	1595	

RUN DATE:11/25/14 12:31 AM

REPORT-EL30

PAGE 0056-02

0056 19B YIGO

VOTES PERCENT

NON Consolidated Commission on Utilities

VOTE FOR 3

1. SANCHEZ II, Simon A. INC	384	23.57
2. LEON GUERRERO, Andrew S.	138	8.47
3. SANTOS, Francis E.	146	8.96
4. GARRIDO, Earl J.	77	4.73
5. TUPAZ, Fred Quinene	45	2.76
6. HAGEN, William.	172	10.56
7. PALOMO, Benigno M. INC	172	10.56
8. BAMBA, Joseph G.	152	9.33
9. PAYNE, William.	90	5.52
10. SERVINO, Jose S..	91	5.59
11. HARA, Eloy P. INC	162	9.94
WRITE-IN.	0	
Total	1629	
Over Votes	51	
Under Votes	442	

LEGISLATIVE SUBMITTED REFERENDUM

VOTE FOR 1

YES	322	48.42
NO.	343	51.58
Total	665	
Over Votes	0	
Under Votes	44	

0057 19C YIGO

	VOTES	PERCENT
REGISTERED VOTERS - TOTAL	1134	
BALLOTS CAST - TOTAL	753	
VOTER TURNOUT - TOTAL		66.40

Governor and Lt Governor

VOTE FOR 1		
1. GUTIERREZ/GUMATAOTAO (DEM)	245	34.80
1. CALVO/TENDRIO INC (REP)	455	64.63
WRITE-IN	4	.57
Total	704	
Over Votes	41	
Under Votes	8	

Guam Legislature

VOTE FOR 15		
1. AGUON JR., Frank Blas INC (DEM)	459	5.38
2. BAZA-HILLS, Derick (DEM)	134	1.57
3. RODRIGUEZ JR., Dennis G. INC (DEM)	522	6.12
4. CRUZ JR., Rodney A. (DEM)	134	1.57
5. RESPICIO, Rory J. INC (DEM)	325	3.81
6. GUTHERTZ, Dr. Judith Paulette (DEM)	226	2.65
7. PALACIOS, Adolpho Borja (DEM)	258	3.02
8. CRISTOBAL, Hope Alvarez (DEM)	216	2.53
9. CRUZ, Benjamin J.F. INC (DEM)	278	3.26
10. SAN NICOLAS, Michael F.Q. INC (DEM)	349	4.09
11. UNDERWOOD, Merissa Bretania (DEM)	381	4.47
12. WON PAT, Judith T. P. INC (DEM)	327	3.83
13. MUNA BARNES, Tina INC (DEM)	310	3.63
14. UNGACTA, Frank T. Jr. (DEM)	58	.68
15. ADA, Thomas C. INC (DEM)	387	4.54
1. TORRES, Mary Camacho (REP)	358	4.20
2. BLAS, Roland (REP)	203	2.38
3. DUENAS, Christopher M. INC (REP)	292	3.42
4. ADA, Tony INC (REP)	406	4.76
5. PEREZ, Valentino Gumataotao (REP)	118	1.38
6. LEON GUERRERO, Glenn A. (REP)	257	3.01
7. BLAS JR., Frank F. (REP)	296	3.47
8. MORRISON, Tommy INC (REP)	377	4.42
9. McCREADIE, Brant T. INC (REP)	303	3.55
10. ESPALDON, Jim. (REP)	435	5.10
11. YAMASHITA, PhD Aline A. INC (REP)	309	3.62
12. MENDIOLA, Adonis J.C. (REP)	267	3.13
13. TAITANO, Michelle H. (REP)	188	2.20
14. CASTRO, Wil (REP)	236	2.77
15. BENAVENTE, Felix C. (REP)	120	1.41
WRITE-IN	4	.05
Total	8533	
Over Votes	90	
Under Votes	2661	

NV Delegate U.S. Rep.

VOTE FOR 1		
1. BORDALLO, Madeleine Z. INC (DEM)	422	59.10
1. METCALFE, Margaret G. (REP)	291	40.76
WRITE-IN	1	.14
Total	714	
Over Votes	2	
Under Votes	37	

RETAIN TORRES

VOTE FOR 1		
YES	479	83.89
NO.	92	16.11
Total	571	
Over Votes	0	
Under Votes	181	

RETAIN BORDALLO

VOTE FOR 1		
YES	469	85.58
NO.	79	14.42
Total	548	
Over Votes	1	
Under Votes	202	

NON Attorney General

VOTE FOR 1		
1. BARRETT-ANDERSON, Elizabeth	442	63.51
2. RAPADAS, Leonard M. INC.	254	36.49
WRITE-IN	0	
Total	696	
Over Votes	2	
Under Votes	55	

NON Guam Education Board

VOTE FOR 6		
1. ADA, Peter Alecxis D. INC	410	15.90
2. SANTOS, Joseph Cruz	234	9.07
3. BENAVENTE, Lourdes M. INC	320	12.41
4. CRUZ, Dr. Jose Q. INC	307	11.90
5. AYUYU, Ronald A. INC.	174	6.75
6. SAN NICOLAS, Lourdes B.S.	344	13.34
7. TAINATONGO, Rosie Rivera	197	7.64
8. GUTIERREZ, Maria A. INC.	290	11.24
9. SAN AGUSTIN, Albert T. INC.	303	11.75
Total	2579	
Over Votes	0	
Under Votes	1934	

RUN DATE:11/25/14 12:31 AM

REPORT-EL30 PAGE 0057-02

0057 19C YIG0

VOTES PERCENT

NON Consolidated Commission on Utilities

VOTE FOR 3

1. SANCHEZ II, Simon A. INC	406	23.74
2. LEON GUERRERO, Andrew S.	125	7.31
3. SANTOS, Francis E.	168	9.82
4. GARRIDO, Earl J.	88	5.15
5. TUPAZ, Fred Quinene	46	2.69
6. HAGEN, William.	172	10.06
7. PALOMO, Benigno M. INC	196	11.46
8. BAMBA, Joseph G.	158	9.24
9. PAYNE, William.	93	5.44
10. SERVINO, Jose S.	103	6.02
11. HARA, Eloy P. INC	154	9.01
WRITE-IN.	1	.06
Total	1710	
Over Votes	36	
Under Votes	513	

LEGISLATIVE SUBMITTED REFERENDUM

VOTE FOR 1

YES	369	53.02
NO.	327	46.98
Total	696	
Over Votes	1	
Under Votes	56	

RUN DATE:11/25/14 12:31 AM

REPORT-EL30

PAGE 0058-01

0058-19D-YIG0

	VOTES	PERCENT
REGISTERED VOTERS - TOTAL	1040	
BALLOTS CAST - TOTAL	711	
VOTER TURNOUT - TOTAL		68.37

Governor and Lt Governor

VOTE FOR 1		
1. GUTIERREZ/GUMATAOTAO (DEM)	254	38.25
1. CALVO/TENORIO INC (REP)	409	61.60
WRITE-IN	1	.15
Total	664	
Over Votes	36	
Under Votes	11	

Guam Legislature

VOTE FOR 15		
1. AGUON JR., Frank Blas INC (DEM)	470	5.67
2. BAZA-HILLS, Derick (DEM)	162	1.96
3. RODRIGUEZ JR., Dennis G. INC (DEM)	483	5.83
4. CRUZ JR., Rodney A. (DEM)	145	1.75
5. RESPICIO, Rory J. INC (DEM)	335	4.04
6. GUTHERTZ, Dr. Judith Paulette (DEM)	251	3.03
7. PALACIOS, Adolpho Borja (DEM)	232	2.80
8. CRISTOBAL, Hope Alvarez (DEM)	244	2.95
9. CRUZ, Benjamin J.F. INC (DEM)	311	3.75
10. SAN NICOLAS, Michael F.Q. INC (DEM)	351	4.24
11. UNDERWOOD, Nerissa Bretania (DEM)	368	4.44
12. WON PAT, Judith T. P. INC (DEM)	341	4.12
13. MUNA BARNES, Tina INC (DEM)	308	3.72
14. UNGACTA, Frank T. Jr. (DEM)	68	.82
15. ADA, Thomas C. INC (DEM)	392	4.73
1. TORRES, Mary Camacho (REP)	334	4.03
2. BLAS, Roland (REP)	198	2.39
3. DUENAS, Christopher M. INC (REP)	236	2.85
4. ADA, Tony INC (REP)	348	4.20
5. PEREZ, Valentino Gumataotao (REP)	104	1.26
6. LEON GUERRERO, Glenn A. (REP)	231	2.79
7. BLAS JR., Frank F. (REP)	267	3.22
8. MORRISON, Tommy INC (REP)	347	4.19
9. McCREADIE, Brant T. INC (REP)	285	3.44
10. ESPALDON, Jim. (REP)	387	4.67
11. YAMASHITA, PhD Aline A. INC (REP)	274	3.31
12. MENDIOLA, Adonis J.C. (REP)	230	2.78
13. TAITANO, Michelle H. (REP)	179	2.16
14. CASTRO, Wil (REP)	278	3.36
15. BENAVENTE, Felix C. (REP)	119	1.44
WRITE-IN	7	.08
Total	8285	
Over Votes	105	
Under Votes	2264	

NV Delegate U.S. Rep.

VOTE FOR 1		
1. BORDALLO, Madeleine Z. INC (DEM)	413	60.91
1. METCALFE, Margaret G. (REP)	263	38.79
WRITE-IN	2	.29
Total	678	
Over Votes	5	
Under Votes	28	

RETAIN TORRES

VOTE FOR 1		
YES	472	83.99
NO	90	16.01
Total	562	
Over Votes	0	
Under Votes	148	

RETAIN BORDALLO

VOTE FOR 1		
YES	450	85.39
NO	77	14.61
Total	527	
Over Votes	0	
Under Votes	183	

NON Attorney General

VOTE FOR 1		
1. BARRETT-ANDERSON, Elizabeth	438	65.77
2. RAPADÁS, Leonard M. INC	228	34.23
WRITE-IN	0	
Total	666	
Over Votes	1	
Under Votes	44	

NON Guam Education Board

VOTE FOR 6		
1. ADA, Peter Alexis D. INC	375	15.64
2. SANTOS, Joseph Cruz	232	9.67
3. BENAVENTE, Lourdes M. INC	318	13.26
4. CRUZ, Or. Jose Q. INC	270	11.26
5. AYUYU, Ronald A. INC	149	6.21
6. SAN NICOLAS, Lourdes B.S.	296	12.34
7. TAINATONGO, Rosie Rivera	184	7.67
8. GUTIERREZ, Maria A. INC	272	11.34
9. SAN AGUSTIN, Albert T. INC	302	12.59
Total	2398	
Over Votes	42	
Under Votes	1818	

RUN DATE:11/25/14 12:31 AM

REPORT-EL30 PAGE 0058-02

0058 190 YIG0

VOTES PERCENT

NON Consolidated Commission on Utilities

VOTE FOR 3

1. SANCHEZ II, Simon A. INC	368	23.48
2. LEON GUERRERO, Andrew S.	147	9.38
3. SANTOS, Francis E.	175	11.17
4. GARRIDO, Earl J.	79	5.04
5. TUPAZ, Fred Quinene	46	2.94
6. HAGEN, William.	149	9.51
7. PALOMO, Benigno M. INC	159	10.15
8. BAMBA, Joseph G.	144	9.19
9. PAYNE, William.	77	4.91
10. SERVINO, Jose S..	85	5.42
11. HARA, Eloy P. INC	134	8.55
WRITE-IN.	4	.26
Total	1567	
Over Votes	45	
Under Votes	517	

LEGISLATIVE SUBMITTED REFERENDUM

VOTE FOR 1

YES	381	57.64
NO.	280	42.36
Total	661	
Over Votes	0	
Under Votes	50	